

Palmer Square CLO Indices Statistics - Rebalance and Constituents



Palmer Square CLO Senior Debt Index (CLOSE)
Palmer Square CLO Debt Index (CLODI)

August 31, 2017

Overview:

The Palmer Square CLO Senior Debt Index (ticker: CLOSE) and Palmer Square CLO Debt Index (ticker: CLODI) seek to reflect the investable universe for U.S. dollar denominated collateralized loan obligations (“CLOs”). CLOSE is comprised of original rated AAA and AA debt issued after January 1, 2009 subject to certain inclusion criteria, and CLODI is comprised of original rated A, BBB, and BB debt issued after January 1, 2009 subject to certain inclusion criteria. Please contact Palmer Square for more information on the methodology and inclusion criteria.

Index Constituents and Guidelines:

Both indices are comprised solely of cash and arbitrage CLOs backed by broadly syndicated leveraged loans. CLOs that do not fit these criteria include Middle-Market CLOs, ABS CDOs, Emerging Market CLOs, and Balance Sheet CLOs. Please contact Palmer Square for more information on the methodology and inclusion criteria.

Index Monthly Returns:

	Index Level	MoM Change	Price Return	Interest Return
CLOSE	105.73	0.29%	0.06%	0.23%
CLODI	113.50	0.53%	0.08%	0.44%

Index Statistics:

	# of CUSIPs	Par Amount (\$bn)	Market Value (%)
CLOSE	180	46.25	100%
AAA	90	39.48	85.4%
AA	90	6.77	14.6%

	# of CUSIPs	Par Amount (\$bn)	Market Value (%)
CLODI	267	10.72	100%
A	89	4.14	38.7%
BBB	89	3.60	33.7%
BB	89	2.98	27.6%

	Price	MoM Change	DM	MoM Change	WAL	MoM Change	Yield	MoM Change	Current Yield	MoM Change
CLOSE	100.45	0.07	103	-10	2.54	-0.09	2.59%	-0.17%	2.66%	0.03%
AAA	100.47	0.08	94	-11	2.27	-0.12	2.48%	-0.18%	2.58%	0.03%
AA	100.29	0.00	155	-6	4.11	0.07	3.21%	-0.13%	3.09%	0.02%

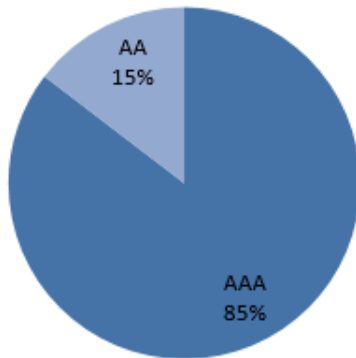
	Price	MoM Change	DM	MoM Change	WAL	MoM Change	Yield	MoM Change	Current Yield	MoM Change
CLODI	100.10	0.08	338	-17	4.05	-0.50	5.06%	-0.29%	5.15%	0.04%
A	100.37	0.03	209	-16	3.88	-0.38	3.73%	-0.30%	3.81%	0.03%
BBB	100.38	0.12	317	-16	3.35	-0.98	4.83%	-0.27%	5.00%	0.03%
BB	99.38	0.11	546	-19	5.14	-0.09	7.22%	-0.31%	7.24%	0.06%

Allocation By Rating/Vintage:

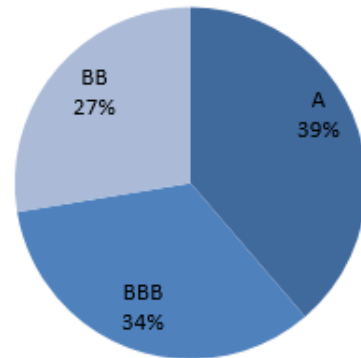
CLOSE	AAA	AA
Vintage	100.00%	100.00%
2012	0.93%	0.93%
2013	10.04%	10.31%
2014	21.40%	21.65%
2015	19.10%	20.00%
2016	24.33%	23.26%
2017	24.20%	23.85%

CLODI	A	BBB	BB
Vintage	100.00%	100.00%	100.00%
2012	1.44%	0.95%	1.26%
2013	7.91%	8.88%	9.22%
2014	24.47%	22.78%	25.24%
2015	17.06%	18.27%	17.93%
2016	25.35%	24.40%	24.05%
2017	23.77%	24.72%	22.29%

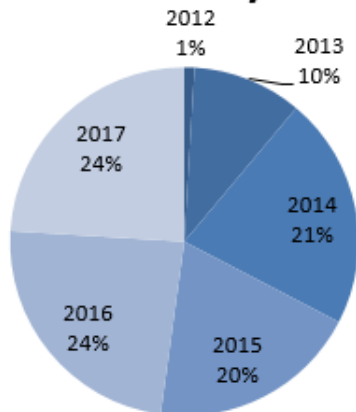
% MV - CLOSE by Rating



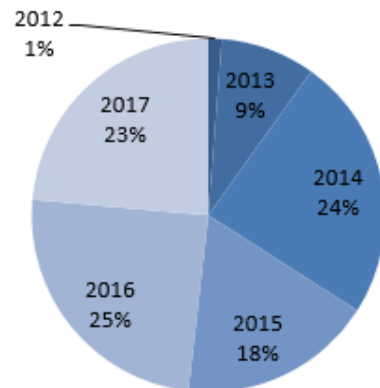
% MV - CLODI by Rating



% MV - CLOSE by Vintage



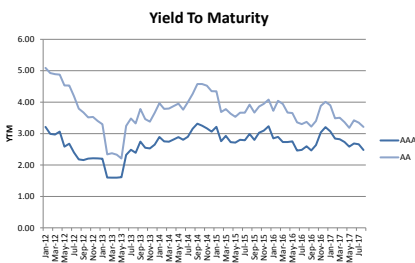
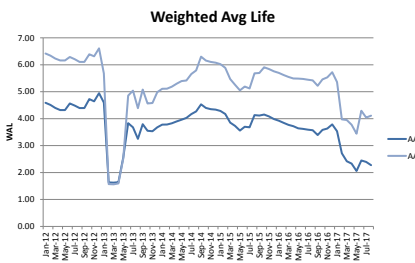
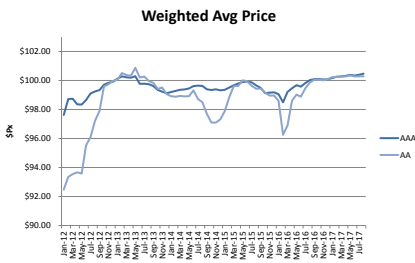
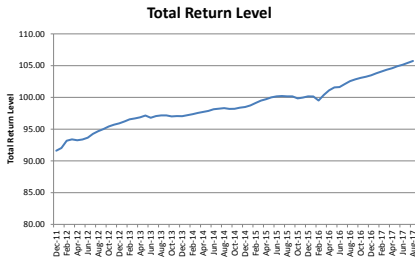
% MV - CLODI by Vintage



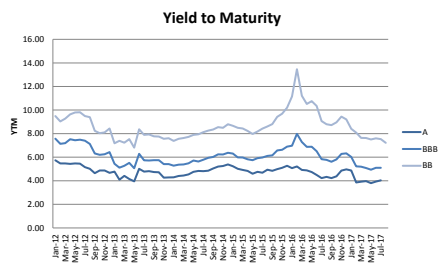
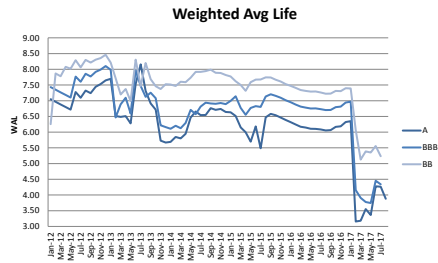
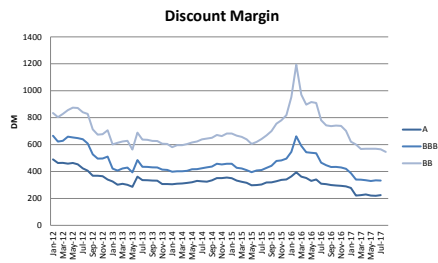
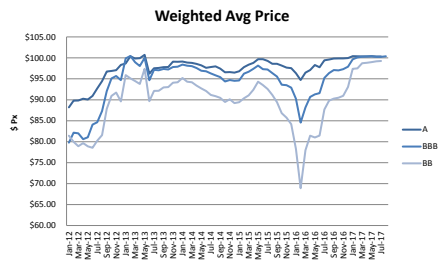
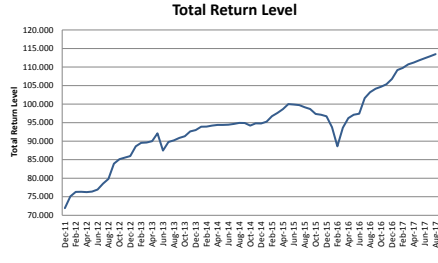
Allocations are subject to change and should not be considered a recommendation to buy or sell any security.

The numbers prior to June 1, 2015 are hypothetical/model data, calculated using a compilation of Thompson Reuters pricing and secondary market trade quotes. There are inherent limitations of showing data derived from the retroactive application of a model. Unlike actual performance, these results may not accurately reflect the effect of certain material economic or market factors, and therefore, results may be over or under-stated due to the impact of these factors. It is unknown what effects these factors might have had on Palmer Square Capital Management LLC's decision-making if it were actually calculating the Indices during the entire time period.

CLOSE:



CLODI:



Allocations are subject to change and should not be considered a recommendation to buy or sell any security.

The numbers prior to June 1, 2015 are hypothetical/model data, calculated using a compilation of Thompson Reuters pricing and secondary market trade quotes. There are inherent limitations of showing data derived from the retroactive application of a model. Unlike actual performance, these results may not accurately reflect the effect of certain material economic or market factors, and therefore, results may be over or under-stated due to the impact of these factors. It is unknown what effects these factors might have had on Palmer Square Capital Management LLC's decision-making if it were actually calculating the Indices during the entire time period.

Indices Constituents: Palmer Square Senior Debt Index (CLOSE)

Bloomberg Ticker	CUSIP	Weight	Bloomberg Ticker	CUSIP	Weight
ALM 2014-14A A1R	00164KAJ6	2.04%	CIFC 2012-2A A2RL	12548VAK1	0.14%
ALM 2014-14A A2R	00164KAL1	0.36%	CIFC 2013-2A A1L	12549BAC2	0.85%
ALM 2015-12A A1R	00164MDG5	1.08%	CIFC 2013-2A A2L	12549BAE8	0.14%
ALM 2015-12A A2AR	00164MDH3	0.14%	CIFC 2014-2A A1LR	12548CAF4	1.11%
ALM 2015-16A A1R	00162LCC9	1.56%	CIFC 2014-2A A2LR	12548CAH0	0.16%
ALM 2015-16A A2R	00162LCE5	0.25%	CIFC 2014-3A AR	12549QAN5	0.96%
APID 2013-14A A	03764HAA0	0.82%	CIFC 2014-3A B1R	12549QAQ8	0.10%
APID 2013-14A B1	03764HAC6	0.17%	CIFC 2017-1A A	12551AAA3	1.11%
APID 2013-16A A1R	03764UAN3	0.84%	CIFC 2017-1A B	12551AAC9	0.20%
APID 2013-16A A2AR	03764UAQ6	0.08%	DRSLF 2014-33A AR	26249GAE0	1.39%
APID 2014-18A A1R	03765DAL4	0.98%	DRSLF 2014-33A BR	26249GAF7	0.25%
APID 2014-18A A2AR	03765DAN0	0.16%	DRSLF 2016-43A A	26245CAA1	0.84%
APID 2016-25A A1	03762YAA5	0.99%	DRSLF 2016-43A B	26245CAE3	0.17%
APID 2016-25A A2A	03762YAB3	0.14%	DRSLF 2016-45A A	26244MAA0	0.89%
ARES 2013-1A A	04014JAA2	0.93%	DRSLF 2016-45A B	26244MAC6	0.19%
ARES 2013-1A B	04014JAC8	0.31%	DRSLF 2017-47A A1	26245EAA7	0.95%
ARES 2015-2A AR	04015GAK5	1.08%	DRSLF 2017-47A B	26245EAC3	0.11%
ARES 2015-2A BR	04015GAM1	0.23%	DRSLF 2017-49A A	26244QAA1	0.84%
ARES 2016-40A A1	04016GAA6	0.93%	DRSLF 2017-49A B	26244QAB9	0.16%
ARES 2016-40A A3	04016GAC2	0.17%	GLD10 2015-10A A1	38137PAC4	0.50%
ARES 2016-41A A	04016DAA3	0.85%	GLD10 2015-10A B	38137PAE0	0.19%
ARES 2016-41A B	04016DAC9	0.14%	GLM 2017-1A A	38136FAC7	0.94%
ARES 2017-43A A	04016PAA6	1.15%	GLM 2017-1A B1	38136FAG8	0.14%
ARES 2017-43A B	04016PAC2	0.19%	GOLD7 2013-7A A	38137DAA5	0.87%
ATRM 11A A1R	04964WAL9	1.32%	GOLD7 2013-7A B	38137DAC1	0.17%
ATRM 11A BR	04964WAQ8	0.26%	GUGG3 2015-1A A1	33830LAA8	1.32%
ATRM 9A AR	04964KAL5	1.21%	GUGG3 2015-1A A2A	33830LAC4	0.19%
ATRM 9A BR	04964KAN1	0.20%	GWOLF 2014-1A A1R	39808FAJ7	0.84%
AVERY 2014-1A AR	05363UAS2	0.94%	GWOLF 2014-1A A2R	39808FAL2	0.14%
AVERY 2014-1A BR	05363UAU7	0.17%	JTWN 2015-6A A1AR	47047BAL5	0.90%
BSP 2017-11A A1	08179CAC5	0.85%	JTWN 2015-6A A2	47047BAB7	0.19%
BSP 2017-11A A2A	08179CAE1	0.11%	KKR 16 A1	48251BAA8	1.00%
CATSK 2017-1A A1A	149420AA9	1.34%	KKR 16 A2	48251BAC4	0.17%
CATSK 2017-1A A2	149420AE1	0.18%	LCM 16A AR	50181GAQ3	0.97%
CGMS 2012-3A A1R	14312EAA1	0.87%	LCM 16A BR	50181GAS9	0.19%
CGMS 2012-3A A2R	14312EAC7	0.12%	LCM 24A A	50188YAA2	0.85%
CGMS 2014-1A AR	14310MAN7	0.98%	LCM 24A B	50188YAB0	0.14%
CGMS 2014-1A BR	14310MAQ0	0.15%	MAGNE 2012-7A A1R	55951PAQ0	0.82%
CGMS 2015-1A AR	14311DAW6	0.91%	MAGNE 2012-7A A2R	55951PAR8	0.16%
CGMS 2015-1A BR	14311DAY2	0.16%	MCLO 2017-9A A1A	56577PAA7	0.83%
CGMS 2017-1A A1A	14314BAA5	0.66%	MCLO 2017-9A A2	56577PAE9	0.17%
CGMS 2017-1A A2	14314BAC1	0.15%	MDPK 2015-17A AR	55818YBA8	1.11%
CGMS 2017-2A A1B	14315JAL3	0.62%	MDPK 2015-17A B1R	55818YBE0	0.18%
CGMS 2017-2A A2A	14315JAE9	0.12%	MDPK 2015-18A A	55819BAC4	1.00%
CIFC 2012-2A A1R	12548VAF2	0.80%	MDPK 2015-18A B1	55819BAE0	0.20%

Indices Constituents and their corresponding weights are subject to change and should not be considered a recommendation to buy or sell any security.

Indices Constituents: Palmer Square Senior Debt Index (CLOSE)

Bloomberg Ticker	CUSIP	Weight	Bloomberg Ticker	CUSIP	Weight
MDPK 2016-21A A1	55820JAA8	1.14%	SNDPT 2014-2A BR	83608WAU5	0.15%
MDPK 2016-21A A2	55820JAC4	0.18%	SNDPT 2016-2A A	83610CAB7	1.00%
MDPK 2016-22A A	55819XAA0	1.15%	SNDPT 2016-2A B1	83610CAC5	0.12%
MDPK 2016-22A B	55819XAC6	0.18%	SNDPT 2016-3A A	83609NAA8	0.99%
MDPK 2017-25A A1	55820RAA0	0.80%	SNDPT 2016-3A B1	83609NAC4	0.12%
MDPK 2017-25A A2	55820RAC6	0.20%	SNDPT 2017-1A A	83609RAA9	0.92%
MERCL 2017-1A A1	58806PAA6	1.22%	SNDPT 2017-1A B	83609RAC5	0.16%
MERCL 2017-1A A2	58806PAC2	0.18%	SNDPT 2017-2A A	83610KAA1	1.14%
NZCG 2015-2A A1	62953GAA9	1.16%	SNDPT 2017-2A B	83610KAC7	0.19%
NZCG 2015-2A A2	62953GAC5	0.19%	SPARK 2014-1A AR	817176AL4	0.94%
OAKC 2012-7A AR	67102QAH1	1.02%	SPARK 2014-1A B1R	817176AN0	0.14%
OAKC 2012-7A B1R	67102QAK4	0.15%	STWRT 2015-1A A	860444AA6	0.87%
OAKC 2014-10A AR	67106JAN0	1.02%	STWRT 2015-1A B	860444AC2	0.18%
OAKC 2014-10A BR	67106JAQ3	0.21%	SYMP 2013-12A AR	13080BAA9	1.09%
OAKC 2015-12A A1	67109YAA2	0.78%	SYMP 2013-12A B1R	13080BAB7	0.13%
OAKC 2015-12A B	67109YAC8	0.13%	SYMP 2016-17A A1	87165UAA9	0.62%
OCP 2014-6A A1A	67106BAA5	0.81%	SYMP 2016-17A B	87165UAG6	0.11%
OCP 2014-6A A2A	67106BAC1	0.14%	TRNTS 2017-6A A	89640YAA2	0.98%
OCP 2015-8A A1	67091RAA7	1.04%	TRNTS 2017-6A B	89640YAC8	0.17%
OCP 2015-8A A2A	67091RAC3	0.17%	VENTR 2012-12A A1	92329JAQ2	1.04%
OCT14 2012-1A A1AR	67590AAZ5	0.92%	VENTR 2012-12A B1	92329JAS8	0.15%
OCT14 2012-1A BR	67590ABF8	0.10%	VENTR 2013-15A AR	92328XAF6	0.83%
OCT18 2013-1A A1R	67590JAN3	0.92%	VENTR 2013-15A BR	92328XAH2	0.13%
OCT18 2013-1A A2AR	67590JAJ6	0.16%	VENTR 2014-17A AR	92329YAF3	0.94%
OCT21 2014-1A A1AR	67590QAL1	1.06%	VENTR 2014-17A B1R	92329YAG1	0.07%
OCT21 2014-1A A2R	67590QAQ0	0.18%	VENTR 2017-27A A	92331RAA5	0.84%
OCT24 2015-1A A1	67573AAA1	1.06%	VENTR 2017-27A B	92331RAB3	0.16%
OCT24 2015-1A A2	67573AAC7	0.18%	VOYA 2015-3A A1	92913UAA4	1.03%
OCT25 2015-1A A	67575BAC3	1.09%	VOYA 2015-3A A2	92913UAC0	0.20%
OCT25 2015-1A B	67575BAE9	0.20%	VOYA 2016-3A A1	92915HAA1	0.82%
OCT28 2016-1A A	67591EAA1	0.96%	VOYA 2016-3A A2	92915HAC7	0.18%
OCT28 2016-1A B1	67591EAC7	0.17%	VOYA 2016-4A A	92915TAA5	0.99%
OHALF 2015-1A AR	67109BCC6	0.91%	VOYA 2016-4A B1	92915TAC1	0.11%
OHALF 2015-1A BR	67109BCE2	0.14%	VOYA 2017-2A A1	92915UAB0	0.81%
OZLMF 2013-3A A1	67108EAL3	0.87%	VOYA 2017-2A A2A	92915UAC8	0.17%
OZLMF 2013-3A A2A	67108EAN9	0.17%	WINDR 2014-2A A1	88390AAA8	0.31%
REGT4 2014-1A A1R	75887FAN6	0.64%	WINDR 2014-2A B1	88390AAF7	0.14%
REGT4 2014-1A BR	75887FA55	0.16%	WINDR 2016-1A A	88433AAA7	0.85%
RRAM 2017-1A A1R	78108YAA0	0.92%	WINDR 2016-1A B	88433AAC3	0.16%
RRAM 2017-1A A2R	78108YAE2	0.18%	WINDR 2017-1A A	88432MAA2	0.86%
RSRVA 2016-3A A	76761RAA7	0.84%	WINDR 2017-1A B	88432MAC8	0.14%
RSRVA 2016-3A B1	76761RAC3	0.11%	WSTCT 2016-1A A	95753TAA3	0.91%
SHACK 2014-5A AR	81881VAQ8	0.80%	WSTCT 2016-1A B	95753TAB1	0.16%
SHACK 2014-5A B1R	81881VAS4	0.16%			
SNDPT 2014-2A A1R	83608WAQ4	0.79%			

Indices Constituents and their corresponding weights are subject to change and should not be considered a recommendation to buy or sell any security.

Indices Constituents: Palmer Square Debt Index (CLODI)

Bloomberg Ticker	CUSIP	Weight	Bloomberg Ticker	CUSIP	Weight
ALM 2014-14A BR	00164KAN7	0.79%	AVERY 2014-1A D	05363UAL7	0.37%
ALM 2014-14A C	00164KAG2	1.01%	AVERY 2014-1A E	05363VAC5	0.32%
ALM 2014-14A D	00164LAA3	0.92%	BSP 2017-11A B	08179CAJ0	0.36%
ALM 2015-12A BR	00164MDK6	0.37%	BSP 2017-11A C	08179CAL5	0.36%
ALM 2015-12A C1R	00164MDL4	0.38%	BSP 2017-11A D	08179GAA0	0.22%
ALM 2015-12A DR	00164NBE0	0.39%	CATSK 2017-1A B	149420AG6	0.72%
ALM 2015-16A BR	00162LCG0	0.55%	CATSK 2017-1A C	149420AJ0	0.54%
ALM 2015-16A C1R	00162LCJ4	0.56%	CATSK 2017-1A D	149421AA7	0.41%
ALM 2015-16A D	00162JAA0	0.48%	CGMS 2012-3A BR	14312EAE3	0.47%
APID 2013-14A C1	03764HAG7	0.10%	CGMS 2012-3A CR	14312EAG8	0.28%
APID 2013-14A D	03764HAJ1	0.30%	CGMS 2012-3A DR	14312GAA6	0.31%
APID 2013-14A E	03764NAA7	0.25%	CGMS 2014-1A CR	14310MAS6	0.60%
APID 2013-16A BR	03764UUAU7	0.43%	CGMS 2014-1A D	14310MAJ6	0.32%
APID 2013-16A CR	03764UAW3	0.29%	CGMS 2014-1A E	14310PAA8	0.32%
APID 2013-16A D	03764VAA9	0.25%	CGMS 2015-1A CR	14311DBA3	0.32%
APID 2014-18A BR	03765DAS9	0.29%	CGMS 2015-1A DR	14311DBC9	0.38%
APID 2014-18A CR	03765DAU4	0.40%	CGMS 2015-1A E1	14311EAA2	0.29%
APID 2014-18A D	03765EAA6	0.37%	CGMS 2017-1A B	14314BAE7	0.31%
APID 2016-25A B	03762YAD9	0.40%	CGMS 2017-1A C	14314BAG2	0.36%
APID 2016-25A C	03762YAE7	0.46%	CGMS 2017-1A D	14314UAA3	0.22%
APID 2016-25A D2	03766CAB7	0.13%	CGMS 2017-2A B	14315JAG4	0.30%
ARES 2013-1A C	04014JAE4	0.56%	CGMS 2017-2A C	14315JAJ8	0.36%
ARES 2013-1A D	04014JAG9	0.41%	CGMS 2017-2A D	14315KAA4	0.22%
ARES 2013-1A E	04014MAA5	0.35%	CIFC 2012-2A A3R	12548VAM7	0.56%
ARES 2015-2A C	04015GAD1	0.60%	CIFC 2012-2A B1R	12548VAP0	0.32%
ARES 2015-2A D	04015GAH2	0.39%	CIFC 2012-2A B2R	12548BAG4	0.35%
ARES 2015-2A E2	04015HAE7	0.18%	CIFC 2013-2A A3L	12549BAG3	0.49%
ARES 2016-40A B	04016GAD0	0.36%	CIFC 2013-2A B1L	12549BAJ7	0.31%
ARES 2016-40A C	04016GAE8	0.40%	CIFC 2013-2A B2L	12548YAB5	0.29%
ARES 2016-40A D	04016HAA4	0.32%	CIFC 2014-2A A3LR	12548CAM9	0.64%
ARES 2016-41A C	04016DAE5	0.37%	CIFC 2014-2A B1L	12548CAE7	0.38%
ARES 2016-41A D	04016DAG0	0.31%	CIFC 2014-2A B2L	12548DAA3	0.38%
ARES 2016-41A E	04016KAA7	0.22%	CIFC 2014-3A C1R	12549QAU9	0.51%
ARES 2017-43A C	04016PAE8	0.48%	CIFC 2014-3A DR	12549QAY1	0.39%
ARES 2017-43A D	04016PAG3	0.41%	CIFC 2014-3A E	12549RAE3	0.29%
ARES 2017-43A E	04017AAA8	0.30%	CIFC 2017-1A C	12551AAG0	0.56%
ATRM 11A CR	04964WAS4	0.76%	CIFC 2017-1A D	12551AAJ4	0.43%
ATRM 11A DR	04964WAU9	0.48%	CIFC 2017-1A E	12551BAA1	0.31%
ATRM 11A E	04964UAA7	0.55%	DRSLF 2014-33A CR	26249GAG5	0.75%
ATRM 9A CR	04964KAS0	0.65%	DRSLF 2014-33A DR	26249GAH3	0.48%
ATRM 9A DR	04964KAU5	0.38%	DRSLF 2014-33A ER	26249HAP3	0.42%
ATRM 9A ER	04964LAJ8	0.35%	DRSLF 2016-43A C	26245CAG8	0.31%
AVERY 2014-1A CR	05363UAW3	0.63%	DRSLF 2016-43A D	26245CAJ2	0.31%

Indices Constituents and their corresponding weights are subject to change and should not be considered a recommendation to buy or sell any security.

Indices Constituents: Palmer Square Debt Index (CLODI)

Bloomberg Ticker	CUSIP	Weight	Bloomberg Ticker	CUSIP	Weight
DRSLF 2016-43A E	26245CAL7	0.29%	MCLO 2017-9A B	56577PAG4	0.35%
DRSLF 2016-45A C	26244MAE2	0.43%	MCLO 2017-9A C	56577PAJ8	0.31%
DRSLF 2016-45A D	26244MAG7	0.31%	MCLO 2017-9A D	56578DAA3	0.25%
DRSLF 2016-45A E	26244MAJ1	0.26%	MDPK 2015-17A CR	55818YBG5	0.41%
DRSLF 2017-47A C	26245EAD1	0.48%	MDPK 2015-17A DR	55818YBJ9	0.45%
DRSLF 2017-47A D	26245EAE9	0.40%	MDPK 2015-17A ER	55819AAL6	0.40%
DRSLF 2017-47A E	26245EAF6	0.30%	MDPK 2015-18A C	55819BAG5	0.46%
DRSLF 2017-49A C	26244QAC7	0.36%	MDPK 2015-18A D1	55819CAA6	0.30%
DRSLF 2017-49A D	26244QAD5	0.28%	MDPK 2015-18A E1	55819CAC2	0.27%
DRSLF 2017-49A E	26244QAE3	0.25%	MDPK 2016-22A C	55819XAE2	0.62%
GLD10 2015-10A C	38137PAG5	0.49%	MDPK 2016-22A D	55819XAG7	0.38%
GLD10 2015-10A D	38137PAJ9	0.41%	MDPK 2016-22A E	55819VAA4	0.28%
GLD10 2015-10A E2	38137RAG1	0.24%	MDPK 2017-25A B	55820RAE2	0.29%
GLM 2017-1A C	38136FAL7	0.54%	MDPK 2017-25A C	55820RAG7	0.36%
GLM 2017-1A D	38136FAQ6	0.42%	MDPK 2017-25A D	55820MAA1	0.25%
GLM 2017-1A E	38136HAA7	0.22%	MERCL 2017-1A B	58806PAE8	0.47%
GOLD7 2013-7A C1	38137DAG2	0.07%	MERCL 2017-1A C	58806PAG3	0.56%
GOLD7 2013-7A D	38137DAL1	0.42%	MERCL 2017-1A D2	58806QAE6	0.32%
GOLD7 2013-7A E	38137EAA3	0.30%	NZCG 2015-2A B	62953GAE1	0.42%
GUGG3 2015-1A B	33830LAE0	0.50%	NZCG 2015-2A C	62953GAG6	0.47%
GUGG3 2015-1A C	33830LAG5	0.64%	NZCG 2015-2A D	62953HAA7	0.48%
GUGG3 2015-1A D	33830LAJ9	0.62%	OAKC 2012-7A CR	67102QAP3	0.51%
GWOLF 2014-1A BR	39808FAN8	0.51%	OAKC 2012-7A DR	67102QAR9	0.36%
GWOLF 2014-1A CR	39808FAQ1	0.31%	OAKC 2012-7A ER	67102UAD1	0.34%
GWOLF 2014-1A D	39808EAA9	0.26%	OAKC 2014-10A CR	67106JAS9	0.35%
JTWN 2015-6A B	47047BAC5	0.33%	OAKC 2014-10A DR	67106JAU4	0.46%
JTWN 2015-6A C	47047BAD3	0.43%	OAKC 2014-10A E	67106KAA5	0.46%
JTWN 2015-6A D	47047CAA7	0.35%	OAKC 2015-12A C2	67109YAF1	0.09%
KKR 16 B1	48251BAE0	0.25%	OAKC 2015-12A D2	67109YAH7	0.23%
KKR 16 C	48251BAG5	0.45%	OAKC 2015-12A E	67110BAA9	0.31%
KKR 16 D	48251DAA4	0.28%	OCP 2014-6A B	67106BAG2	0.64%
LCM 16A CR	50181GAU4	0.52%	OCP 2014-6A C	67106BAJ6	0.49%
LCM 16A DR	50181GAW0	0.32%	OCP 2014-6A D	67106HAA2	0.43%
LCM 16A E	50181GAL4	0.31%	OCP 2015-8A B	67091RAJ8	0.45%
LCM 24A C	50188YAC8	0.42%	OCP 2015-8A C	67091RAG4	0.35%
LCM 24A D	50188YAD6	0.30%	OCP 2015-8A D	67092AAA3	0.31%
LCM 24A E	50189MAA7	0.22%	OCT14 2012-1A BR	67590ABF8	0.43%
MADPK 2016-21A B	55820JAE0	0.62%	OCT14 2012-1A CR	67590ABH4	0.36%
MADPK 2016-21A C	55820JAG5	0.38%	OCT14 2012-1A DR	67590ABK7	0.26%
MADPK 2016-21A D	55820KAA5	0.28%	OCT18 2013-1A BR	67590JAU7	0.44%
MAGNE 2012-7A BR	55951PAS6	0.44%	OCT18 2013-1A CR	67590JAW3	0.35%
MAGNE 2012-7A CR	55951PAT4	0.27%	OCT18 2013-1A D	67590KAA8	0.31%
MAGNE 2012-7A DR	55952XAE9	0.27%	OCT21 2014-1A BR	67590QAS6	0.40%

Indices Constituents and their corresponding weights are subject to change and should not be considered a recommendation to buy or sell any security.

Indices Constituents: Palmer Square Debt Index (CLODI)

Bloomberg Ticker	CUSIP	Weight	Bloomberg Ticker	CUSIP	Weight
OCT21 2014-1A C	67590QAJ6	0.40%	SNDPT 2017-2A E	83610LAA9	0.37%
OCT21 2014-1A D	67590UAA6	0.38%	SPARK 2014-1A CR	817176AS9	0.39%
OCT24 2015-1A B	67573AAE3	0.47%	SPARK 2014-1A D	817176AG5	0.41%
OCT24 2015-1A C	67573AAG8	0.37%	SPARK 2014-1A E	817174AA3	0.36%
OCT24 2015-1A D	67573BAA9	0.30%	STWRT 2015-1A C	860444AE8	0.53%
OCT25 2015-1A C	67575BAG4	0.73%	STWRT 2015-1A D	860444AG3	0.33%
OCT25 2015-1A D	67575BAJ8	0.37%	STWRT 2015-1A E	860443AA8	0.30%
OCT25 2015-1A E2	67575EAG8	0.11%	SYMP 2013-12A CR	13080BAD3	0.44%
OCT28 2016-1A C	67591EAG8	0.46%	SYMP 2013-12A DR	13080BAE1	0.48%
OCT28 2016-1A D	67591EAJ2	0.33%	SYMP 2013-12A E	87159FAF9	0.32%
OCT28 2016-1A E1	67591GAA6	0.16%	SYMP 2016-17A C	87165UAJ0	0.30%
OHALF 2015-1A CR	67109BCJ1	0.30%	SYMP 2016-17A D	87165UAL5	0.29%
OHALF 2015-1A DR	67109BCL6	0.45%	SYMP 2016-17A E	87165XAA3	0.24%
OHALF 2015-1A E	67109CAC6	0.36%	TRNTS 2017-6A C	89640YAE4	0.35%
OZLMF 2013-3A BR	67108EAQ2	0.44%	TRNTS 2017-6A D	89640YAG9	0.44%
OZLMF 2013-3A CR	67108EAS8	0.29%	TRNTS 2017-6A E	89641BAA1	0.30%
OZLMF 2013-3A DR	67108GAE4	0.29%	VENTR 2012-12A CR	92329JAU3	0.31%
REGT4 2014-1A CR	75887FAU0	0.35%	VENTR 2012-12A DR	92329JAW9	0.34%
REGT4 2014-1A DR	75887FAW6	0.36%	VENTR 2012-12A ER	92329KAE6	0.39%
REGT4 2014-1A E	75887GAA2	0.31%	VENTR 2013-15A C1R	92328XAK5	0.28%
RRAM 2017-1A BR	78108YAG7	0.60%	VENTR 2013-15A D2R	92328XAR0	0.19%
RRAM 2017-1A CR	78108YAJ1	0.32%	VENTR 2013-15A ER	92328LAD7	0.35%
RRAM 2017-1A DR	78109AAA1	0.30%	VENTR 2014-17A CR	92329YAJ5	0.69%
RSRVA 2016-3A C1	76761RAE9	0.27%	VENTR 2014-17A D	92329YAE6	0.38%
RSRVA 2016-3A D	76761RAG4	0.31%	VENTR 2014-17A E	92330CAA9	0.31%
RSRVA 2016-3A E	76761TAA3	0.25%	VENTR 2017-27A C	92331RAC1	0.29%
SHACK 2014-5A C1R	81881VAW5	0.39%	VENTR 2017-27A D	92331RAD9	0.34%
SHACK 2014-5A D	81881VAN5	0.31%	VENTR 2017-27A E	92331TAA1	0.26%
SHACK 2014-5A E	81881XAC5	0.21%	VOYA 2015-3A B	92913UAE6	0.30%
SNDPT 2014-2A CR	83608WAW1	0.31%	VOYA 2015-3A C	92913UAG1	0.53%
SNDPT 2014-2A D	83608XAN9	0.31%	VOYA 2015-3A D2	92913DAC8	0.33%
SNDPT 2014-2A E	83608YAA5	0.25%	VOYA 2016-3A B	92915HAE3	0.34%
SNDPT 2016-2A C	83610CAD3	0.39%	VOYA 2016-3A C	92915HAG8	0.34%
SNDPT 2016-2A D	83610CAE1	0.33%	VOYA 2016-3A D	92915KAA4	0.22%
SNDPT 2016-2A E	83610EAA5	0.33%	VOYA 2016-4A C	92915TAG2	0.46%
SNDPT 2016-3A C	83609NAE0	0.40%	VOYA 2016-4A D	92915TAJ6	0.33%
SNDPT 2016-3A D	83609NAG5	0.33%	VOYA 2016-4A E1	92915WAA8	0.13%
SNDPT 2016-3A E	83609MAA0	0.33%	VOYA 2017-2A B	92915UAD6	0.36%
SNDPT 2017-1A C	83609RAE1	0.36%	VOYA 2017-2A C	92915UAE4	0.31%
SNDPT 2017-1A D	83609RAG6	0.34%	VOYA 2017-2A D	92915XAD0	0.22%
SNDPT 2017-1A E	83609QAE3	0.30%	WINDR 2014-2A C1	88390AAH3	0.27%
SNDPT 2017-2A C	83610KAE3	0.45%	WINDR 2014-2A D	88390AAK6	0.29%
SNDPT 2017-2A D	83610KAG8	0.37%	WINDR 2014-2A E	88432BAA6	0.28%

Indices Constituents and their corresponding weights are subject to change and should not be considered a recommendation to buy or sell any security.

Indices Constituents: Palmer Square Debt Index (CLODI)

Bloomberg Ticker	CUSIP	Weight
WINDR 2016-1A C	88433AAE9	0.34%
WINDR 2016-1A D	88433AAG4	0.28%
WINDR 2016-1A E	87248FAA3	0.28%
WINDR 2017-1A C	88432MAE4	0.34%
WINDR 2017-1A D	88432MAG9	0.31%
WINDR 2017-1A E	88432QAA3	0.25%
WSTCT 2016-1A C	95753TAC9	0.33%
WSTCT 2016-1A D	95753TAD7	0.36%
WSTCT 2016-1A E	95753VAA8	0.30%

Indices Constituents and their corresponding weights are subject to change and should not be considered a recommendation to buy or sell any security.

Notes and Disclosure

This data is provided for informational purposes only and is not intended for trading purposes. This document shall not constitute an offering of any security, product or service. The addition, removal or inclusion of a security in the Palmer Square CLO Senior Debt Index and the Palmer Square CLO Debt Index (the "Indices") is not a recommendation to buy, sell, or hold that security, nor is it investment advice. It is not possible to invest directly in an index. Index performance does not reflect the deduction of any fees and expenses. Past performance is not a guarantee of future returns. There are risks involved with investing, including the possible loss of principal, that investors should be prepared to bear. The information contained herein should not be construed as personalized investment advice and should not be considered a solicitation to buy or sell any security or engage in a particular investment strategy.

The information contained in this document is current as of the publication date or as indicated herein. Palmer Square Capital Management LLC ("Palmer Square") makes no representations with respect to the accuracy or completeness of these materials and will not accept responsibility for damages, direct or indirect, resulting from an error or omission in this document. The methodology involves rebalancing and maintenance of the Indexes that is made periodically during each year and may not, therefore, reflect real time information.

Indexes Constituents and Allocations by Ratings/Vintage are subject to change and should not be considered a recommendation to buy or sell any security.

The CLOSE/CLODI Indices are powered by Thomson Reuters Information.

The Indices are the exclusive property of Palmer Square. The Indices are calculated by NYSE Group, Inc. or its affiliates ("NYSE"). NYSE MAKES NO EXPRESS OR IMPLIED WARRANTIES, AND HEREBY EXPRESSLY DISCLAIMS ALL WARRANTIES OF MERCHANTABILITY OR FITNESS FOR A PARTICULAR PURPOSE WITH RESPECT TO THE INDICES OR ANY DATA INCLUDED THEREIN. IN NO EVENT SHALL NYSE HAVE ANY LIABILITY FOR ANY SPECIAL, PUNITIVE, INDIRECT, OR CONSEQUENTIAL DAMAGES (INCLUDING LOST PROFITS), EVEN IF NOTIFIED OF THE POSSIBILITY OF SUCH DAMAGES.

This material is subject to change without notice, and should not be relied upon by the reader as research or investment advice. With regard to sources of information, certain of the economic and market information contained herein has been obtained from published sources and/or prepared by third parties. While such sources are believed to be reliable, Palmer Square or their respective affiliates, employees, or representatives do not assume any responsibility for the accuracy of such information.

The securities issued under the CLO transactions have not been registered under the Securities Act of 1933, as amended, and may not be offered or sold in the United States absent registration or an applicable exemption from registration requirements. This overview shall not constitute an offer to sell or the solicitation of an offer to buy, nor shall there be any sale of such securities in any state or jurisdiction in which such offer, solicitation or sale would be unlawful prior to registration or qualification under the securities laws of any such state or jurisdiction.

Total return includes interest, capital gains, dividends and distributions realized over a given period of time. Weighted average price is a market value weighted average price of each constituent in the underlying index. Discount margin is the return earned in addition to the index underlying the floating rate security. Weighted average life (WAL) is the average number of years for which each dollar of unpaid principal on the underlying debt security remains outstanding. Once calculated, WAL tells how many years it will take to pay half of the outstanding principal. Yield to maturity is the rate of return anticipated on a bond if held until the end of its lifetime.

Palmer Square Capital Management LLC ("Palmer Square") is an SEC registered investment adviser with its principal place of business in the State of Kansas. Registration of an investment adviser does not imply a certain level of skill or training. Palmer Square and its representatives are in compliance with the current registration and notice filing requirements imposed upon registered investment advisers by those states in which Palmer Square maintains clients. Palmer Square may only transact business in those states in which it is notice filed, or qualifies for an exemption or exclusion from notice filing requirements. Any subsequent, direct communication by Palmer Square with a prospective client shall be conducted by a representative that is either registered or qualifies for an exemption or exclusion from registration in the state where the prospective client resides. For additional information about Palmer Square, including fees and services, send for our disclosure statement as set forth on Form ADV using the contact information herein or refer to the Investment Adviser Public Disclosure web site (www.adviserinfo.sec.gov). Please read the disclosure statement carefully before you invest or send money.

No portion of this publication may be reproduced in any format or by any means including electronically or mechanically, by photocopying, or by any other form or manner whatsoever, without the prior written consent of Palmer Square.