

# Palmer Square CLO Indices Statistics - Rebalance and Constituents



Palmer Square CLO Senior Debt Index (CLOSE)  
Palmer Square CLO Debt Index (CLODI)

**March 29, 2018**

## Overview:

The Palmer Square CLO Senior Debt Index (ticker: CLOSE) and Palmer Square CLO Debt Index (ticker: CLODI) seek to reflect the investable universe for U.S. dollar denominated collateralized loan obligations (“CLOs”). CLOSE is comprised of original rated AAA and AA debt issued after January 1, 2009 subject to certain inclusion criteria, and CLODI is comprised of original rated A, BBB, and BB debt issued after January 1, 2009 subject to certain inclusion criteria. Please contact Palmer Square for more information on the methodology and inclusion criteria.

## Index Constituents and Guidelines:

Both indices are comprised solely of cash and arbitrage CLOs backed by broadly syndicated leveraged loans. CLOs that do not fit these criteria include Middle-Market CLOs, ABS CDOs, Emerging Market CLOs, and Balance Sheet CLOs. Please contact Palmer Square for more information on the methodology and inclusion criteria.

## Index Monthly Returns:

|       | Index Level | MoM Change | Price Return | Interest Return |
|-------|-------------|------------|--------------|-----------------|
| CLOSE | 107.48      | 0.17%      | -0.07%       | 0.24%           |
| CLODI | 117.76      | 0.10%      | -0.33%       | 0.43%           |

## Index Statistics:

|       | # of CUSIPs | Par Amount (\$bn) | Market Value (%) |
|-------|-------------|-------------------|------------------|
| CLOSE | 242         | 62.38             | 100%             |
| AAA   | 121         | 53.38             | 85.6%            |
| AA    | 121         | 9.00              | 14.4%            |

|       | # of CUSIPs | Par Amount (\$bn) | Market Value (%) |
|-------|-------------|-------------------|------------------|
| CLODI | 363         | 14.34             | 100%             |
| A     | 121         | 5.43              | 37.8%            |
| BBB   | 121         | 5.02              | 35.1%            |
| BB    | 121         | 3.89              | 27.1%            |

|       | Price  | MoM Change | DM  | MoM Change | WAL  | MoM Change | Yield | MoM Change | Current Yield | MoM Change |
|-------|--------|------------|-----|------------|------|------------|-------|------------|---------------|------------|
| CLOSE | 100.36 | -0.11      | 98  | 6          | 2.06 | 0.40       | 3.43% | 0.43%      | 3.00%         | 0.02%      |
| AAA   | 100.36 | -0.10      | 92  | 5          | 1.98 | 0.31       | 3.37% | 0.18%      | 2.93%         | 0.02%      |
| AA    | 100.36 | -0.15      | 133 | 8          | 2.54 | 0.93       | 3.79% | 0.23%      | 3.40%         | 0.01%      |

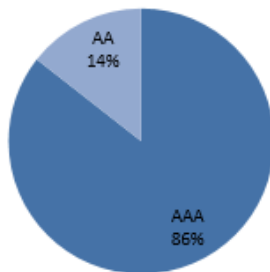
|       | Price  | MoM Change | DM  | MoM Change | WAL  | MoM Change | Yield | MoM Change | Current Yield | MoM Change |
|-------|--------|------------|-----|------------|------|------------|-------|------------|---------------|------------|
| CLODI | 100.52 | -0.45      | 297 | 24         | 2.92 | 0.88       | 5.44% | 0.32%      | 5.38%         | -0.02%     |
| A     | 100.43 | -0.32      | 183 | 19         | 2.90 | 1.12       | 4.28% | 0.30%      | 4.02%         | -0.01%     |
| BBB   | 100.66 | -0.49      | 257 | 23         | 2.69 | 0.91       | 5.02% | 0.32%      | 5.10%         | -0.04%     |
| BB    | 100.49 | -0.59      | 510 | 33         | 3.24 | 0.51       | 7.58% | 0.35%      | 7.65%         | 0.01%      |

**Allocation By Rating/Vintage/Reinvestment End Date:**

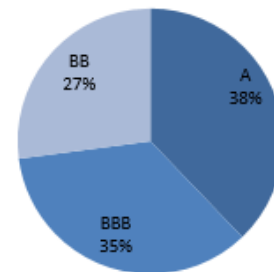
| CLOSE   | AAA     | AA      |
|---------|---------|---------|
| Vintage | 100.00% | 100.00% |
| 2013    | 5.37%   | 5.36%   |
| 2014    | 14.08%  | 14.17%  |
| 2015    | 12.40%  | 12.79%  |
| 2016    | 17.67%  | 17.33%  |
| 2017    | 40.01%  | 39.92%  |
| 2018    | 10.47%  | 10.42%  |

| CLODI   | A       | BBB     | BB      |
|---------|---------|---------|---------|
| Vintage | 100.00% | 100.00% | 100.00% |
| 2013    | 4.92%   | 4.87%   | 5.19%   |
| 2014    | 16.52%  | 13.58%  | 15.84%  |
| 2015    | 11.23%  | 11.65%  | 11.61%  |
| 2016    | 19.13%  | 17.52%  | 18.25%  |
| 2017    | 38.58%  | 41.35%  | 39.36%  |
| 2018    | 9.62%   | 11.03%  | 9.74%   |

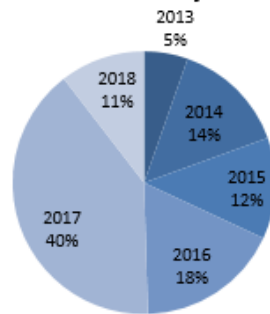
**% MV - CLOSE by Rating**



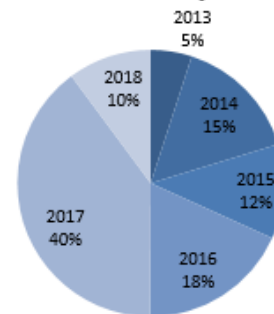
**% MV - CLODI by Rating**



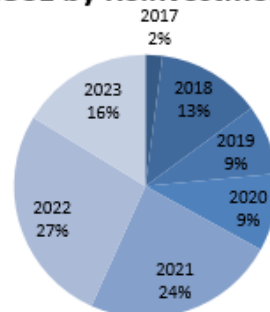
**% MV - CLOSE by Vintage**



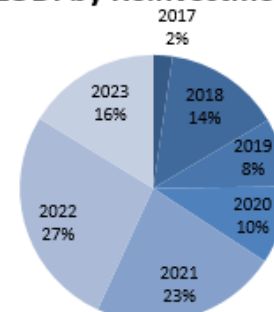
**% MV - CLODI by Vintage**



**% MV - CLOSE by Reinvestment End Date**



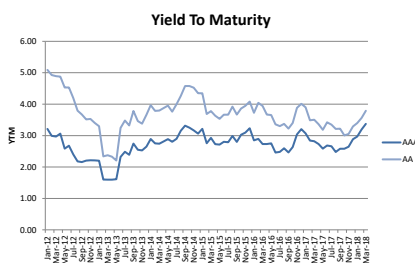
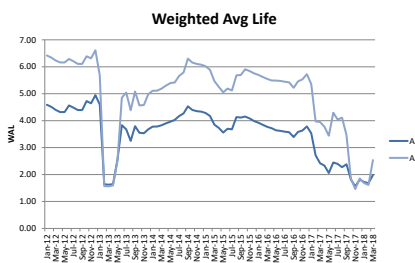
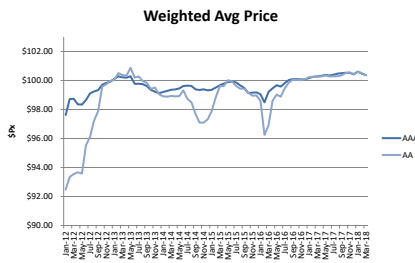
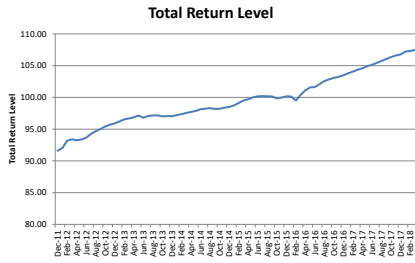
**% MV - CLODI by Reinvestment End Date**



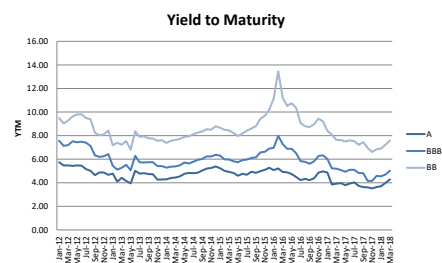
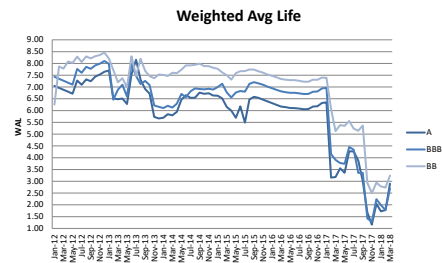
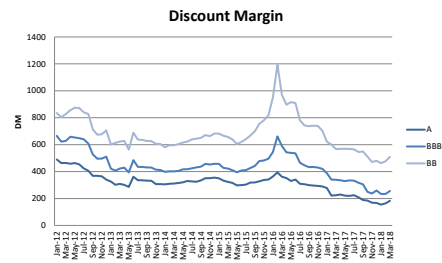
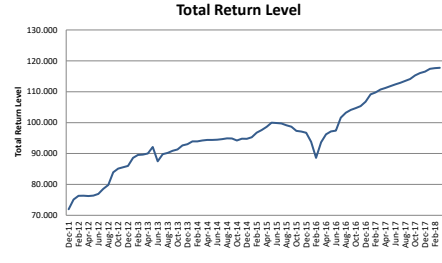
Allocations are subject to change and should not be considered a recommendation to buy or sell any security.

The numbers prior to June 1, 2015 are hypothetical/model data, calculated using a compilation of Thompson Reuters pricing and secondary market trade quotes. There are inherent limitations of showing data derived from the retroactive application of a model. Unlike actual performance, these results may not accurately reflect the effect of certain material economic or market factors, and therefore, results may be over or under-stated due to the impact of these factors. It is unknown what effects these factors might have had on Palmer Square Capital Management LLC's decision-making if it were actually calculating the Indices during the entire time period.

**CLOSE:**



**CLODI:**



Allocations are subject to change and should not be considered a recommendation to buy or sell any security.

The numbers prior to June 1, 2015 are hypothetical/model data, calculated using a compilation of Thompson Reuters pricing and secondary market trade quotes. There are inherent limitations of showing data derived from the retroactive application of a model. Unlike actual performance, these results may not accurately reflect the effect of certain material economic or market factors, and therefore, results may be over or under-stated due to the impact of these factors. It is unknown what effects these factors might have had on Palmer Square Capital Management LLC's decision-making if it were actually calculating the Indices during the entire time period.

**Indices Constituents: Palmer Square Senior Debt Index (CLOSE)**

| Bloomberg Ticker   | CUSIP     | Weight | Bloomberg Ticker  | CUSIP     | Weight |
|--------------------|-----------|--------|-------------------|-----------|--------|
| ALM 2015-12A A1R   | 00164MDG5 | 0.79%  | CBAM 2018-5A B1   | 12481QAE5 | 0.14%  |
| ALM 2015-12A A2AR  | 00164MDH3 | 0.10%  | CGMS 2012-3A A1R  | 14312EAA1 | 0.63%  |
| ALM 2015-16A A1R   | 00162LCC9 | 1.14%  | CGMS 2012-3A A2R  | 14312EAC7 | 0.08%  |
| ALM 2015-16A A2R   | 00162LCE5 | 0.18%  | CGMS 2014-1A AR   | 14310MAN7 | 0.72%  |
| APID 2013-16A A1R  | 03764UAN3 | 0.61%  | CGMS 2014-1A BR   | 14310MAQ0 | 0.11%  |
| APID 2013-16A A2AR | 03764UAQ6 | 0.06%  | CGMS 2015-1A AR   | 14311DAW6 | 0.66%  |
| APID 2014-18A A1R  | 03765DAL4 | 0.72%  | CGMS 2015-1A BR   | 14311DAY2 | 0.12%  |
| APID 2014-18A A2AR | 03765DAN0 | 0.11%  | CGMS 2017-2A A1B  | 14315JAL3 | 0.46%  |
| APID 2016-25A A1   | 03762YAA5 | 0.72%  | CGMS 2017-2A A2A  | 14315JAE9 | 0.09%  |
| APID 2016-25A A2A  | 03762YAB3 | 0.10%  | CGMS 2017-4A A1   | 14315BAA4 | 0.63%  |
| APID 2017-28A A1A  | 03767CAA8 | 0.70%  | CGMS 2017-4A A2   | 14315BAC0 | 0.10%  |
| APID 2017-28A A2   | 03767CAC4 | 0.11%  | CIFC 2012-2RA A1  | 12551PAA0 | 0.54%  |
| ARES 2015-2A AR    | 04015GAK5 | 0.79%  | CIFC 2012-2RA A2  | 12551PAC6 | 0.07%  |
| ARES 2015-2A BR    | 04015GAM1 | 0.16%  | CIFC 2013-2A A1LR | 12549BAQ1 | 0.62%  |
| ARES 2016-40A A1   | 04016GAA6 | 0.68%  | CIFC 2013-2A A2LR | 12549BAS7 | 0.12%  |
| ARES 2016-40A A3   | 04016GAC2 | 0.12%  | CIFC 2014-2A A1LR | 12548CAF4 | 0.81%  |
| ARES 2016-41A A    | 04016DAA3 | 0.63%  | CIFC 2014-2A A2LR | 12548CAH0 | 0.12%  |
| ARES 2016-41A B    | 04016DAC9 | 0.11%  | CIFC 2014-3A AR   | 12549QAN5 | 0.70%  |
| ARES 2017-43A A    | 04016PAA6 | 0.83%  | CIFC 2014-3A B1R  | 12549QAQ8 | 0.07%  |
| ARES 2017-43A B    | 04016PAC2 | 0.14%  | CIFC 2017-1A A    | 12551AAA3 | 0.81%  |
| ARES 2017-44A A1   | 04016NAA1 | 1.00%  | CIFC 2017-1A B    | 12551AAC9 | 0.15%  |
| ARES 2017-44A A3   | 04016NAC7 | 0.17%  | CIFC 2017-4A A1   | 12551JAC0 | 0.84%  |
| ARES 2017-46A A1   | 04016UAC1 | 0.54%  | CIFC 2017-4A A2   | 12551JAE6 | 0.14%  |
| ARES 2017-46A B1   | 04016UAG2 | 0.06%  | CIFC 2018-1A A    | 12551RAA6 | 1.04%  |
| ATRM 11A A1R       | 04964WAL9 | 0.96%  | CIFC 2018-1A B    | 12551RAC2 | 0.18%  |
| ATRM 11A BR        | 04964WAQ8 | 0.19%  | DRSLF 2014-33A AR | 26249GAE0 | 1.01%  |
| ATRM 13A A1        | 04966HAA4 | 0.83%  | DRSLF 2014-33A BR | 26249GAF7 | 0.18%  |
| ATRM 13A B         | 04966HAE6 | 0.17%  | DRSLF 2016-43A A  | 26245CAA1 | 0.62%  |
| ATRM 9A AR         | 04964KAL5 | 0.88%  | DRSLF 2016-43A B  | 26245CAE3 | 0.12%  |
| ATRM 9A BR         | 04964KAN1 | 0.15%  | DRSLF 2016-45A A  | 26244MAA0 | 0.65%  |
| AVERY 2014-1A AR   | 05363UAS2 | 0.68%  | DRSLF 2016-45A B  | 26244MAC6 | 0.14%  |
| AVERY 2014-1A BR   | 05363UAU7 | 0.12%  | DRSLF 2017-47A A1 | 26245EAA7 | 0.70%  |
| BATLN 2017-11A A   | 07132LAC3 | 0.63%  | DRSLF 2017-47A B  | 26245EAC3 | 0.08%  |
| BATLN 2017-11A B   | 07132LAE9 | 0.14%  | DRSLF 2017-49A A  | 26244QAA1 | 0.62%  |
| BSP 2017-11A A1    | 08179CAC5 | 0.62%  | DRSLF 2017-49A B  | 26244QAB9 | 0.12%  |
| BSP 2017-11A A2A   | 08179CAE1 | 0.08%  | DRSLF 2017-53A A  | 26243EAA9 | 0.62%  |
| BSP 2017-12A A1    | 08179HAA8 | 0.73%  | DRSLF 2017-53A B  | 26243EAB7 | 0.11%  |
| BSP 2017-12A A2    | 08179HAB6 | 0.13%  | FCBSL 2017-2A A   | 34961PAA8 | 0.59%  |
| CATSK 2017-1A A1A  | 149420AA9 | 0.98%  | FCBSL 2017-2A B1  | 34961PAC4 | 0.07%  |
| CATSK 2017-1A A2   | 149420AE1 | 0.13%  | GILBT 2017-1A A   | 375415AA4 | 1.04%  |
| CBAM 2017-2A A     | 12481KAA6 | 1.60%  | GILBT 2017-1A B   | 375415AC0 | 0.17%  |
| CBAM 2017-2A B1    | 12481KAC2 | 0.22%  | GLD10 2015-10A A1 | 38137PAC4 | 0.36%  |
| CBAM 2017-4A A     | 12481NAB8 | 1.02%  | GLD10 2015-10A B  | 38137PAE0 | 0.14%  |
| CBAM 2017-4A B2    | 12481NAD4 | 0.10%  | GLM 2017-1A A     | 38136FAC7 | 0.69%  |
| CBAM 2018-5A A     | 12481QAC9 | 1.02%  | GLM 2017-1A B1    | 38136FAG8 | 0.11%  |

*Indices Constituents and their corresponding weights are subject to change and should not be considered a recommendation to buy or sell any security.*

**Indices Constituents: Palmer Square Senior Debt Index (CLOSE)**

| Bloomberg Ticker   | CUSIP     | Weight | Bloomberg Ticker   | CUSIP     | Weight |
|--------------------|-----------|--------|--------------------|-----------|--------|
| GLM 2017-2A A      | 38136MAC2 | 0.76%  | MDPK 2017-23A B    | 55820TAC2 | 0.17%  |
| GLM 2017-2A B      | 38136MAG3 | 0.09%  | MDPK 2018-27A A1A  | 55820YAA5 | 0.75%  |
| GOLD7 2013-7A A    | 38137DAA5 | 0.34%  | MDPK 2018-27A A2   | 55820YAC1 | 0.17%  |
| GOLD7 2013-7A B    | 38137DAC1 | 0.12%  | MERCL 2017-1A A1   | 58806PAA6 | 0.90%  |
| GRNPK 2018-1A A2   | 39729RAB4 | 0.72%  | MERCL 2017-1A A2   | 58806PAC2 | 0.14%  |
| GRNPK 2018-1A B    | 39729RAC2 | 0.20%  | MIDO 2017-7A A1    | 59801WAA4 | 0.61%  |
| GUGG3 2015-1A A1R  | 33830LAQ3 | 0.96%  | MIDO 2017-7A B     | 59801WAE6 | 0.08%  |
| GUGG3 2015-1A A2A  | 33830LAC4 | 0.14%  | NEUB 2017-16SA A   | 64131TAC8 | 0.57%  |
| GWOLF 2014-1A A1R  | 39808FAJ7 | 0.62%  | NEUB 2017-16SA B   | 64131TAE4 | 0.09%  |
| GWOLF 2014-1A A2R  | 39808FAL2 | 0.11%  | OAKC 2012-7A AR    | 67102QAH1 | 0.74%  |
| JTWN 2015-6A A1AR  | 47047BAL5 | 0.66%  | OAKC 2012-7A B1R   | 67102QAK4 | 0.11%  |
| JTWN 2015-6A A2    | 47047BAB7 | 0.14%  | OAKC 2014-10A AR   | 67106JAN0 | 0.74%  |
| JTWN 2017-10A A1   | 47048HAC1 | 0.61%  | OAKC 2014-10A BR   | 67106JAQ3 | 0.15%  |
| JTWN 2017-10A A2   | 47048HAE7 | 0.12%  | OAKC 2015-12A A1   | 67109YAA2 | 0.57%  |
| KKR 16 A1          | 48251BAA8 | 0.73%  | OAKC 2015-12A B    | 67109YAC8 | 0.10%  |
| KKR 16 A2          | 48251BAC4 | 0.12%  | OCP 2014-6A A1R    | 67106BAQ0 | 0.96%  |
| KKR 18 A           | 48251JAC7 | 0.72%  | OCP 2014-6A A2R    | 67106BAR8 | 0.20%  |
| KKR 18 B           | 48251JAE3 | 0.13%  | OCP 2015-8A A1R    | 67091RAK5 | 0.76%  |
| KKR 20 A           | 48251TAA9 | 0.62%  | OCP 2015-8A A2AR   | 67091RAM1 | 0.12%  |
| KKR 20 B           | 48251TAB7 | 0.11%  | OCP 2017-13A A1A   | 67097LAA4 | 0.59%  |
| LCM 16A AR         | 50181GAQ3 | 0.70%  | OCP 2017-13A A2A   | 67097LAC0 | 0.06%  |
| LCM 16A BR         | 50181GAS9 | 0.14%  | OCP 2017-14A A1A   | 67097QAA3 | 0.56%  |
| LCM 24A A          | 50188YAA2 | 0.63%  | OCP 2017-14A A2    | 67097QAE5 | 0.10%  |
| LCM 24A B          | 50188YAB0 | 0.10%  | OCT14 2012-1A A1AR | 67590AAZ5 | 0.68%  |
| LCM 26A A1         | 50200FAC3 | 0.59%  | OCT14 2012-1A A2R  | 67590ABD3 | 0.10%  |
| LCM 26A B          | 50200FAE9 | 0.11%  | OCT18 2013-1A A1R  | 67590JAN3 | 0.59%  |
| MAGNE 2012-7A A1R2 | 55951PBA4 | 0.67%  | OCT18 2013-1A A2AR | 67590JAQ6 | 0.11%  |
| MAGNE 2012-7A A2R2 | 55951PBC0 | 0.10%  | OCT21 2014-1A A1AR | 67590QAL1 | 0.77%  |
| MARNR 2017-4A A    | 56846GAA2 | 0.59%  | OCT21 2014-1A A2R  | 67590QAQ0 | 0.13%  |
| MARNR 2017-4A B    | 56846GAC8 | 0.12%  | OCT24 2015-1A A1R  | 67591MAA3 | 0.88%  |
| MCLO 2017-10A A1A  | 56578JAA0 | 0.51%  | OCT24 2015-1A A2AR | 67591MAC9 | 0.12%  |
| MCLO 2017-10A A2   | 56578JAE2 | 0.11%  | OCT25 2015-1A AR   | 67575BAL3 | 0.89%  |
| MCLO 2017-9A A1A   | 56577PAA7 | 0.61%  | OCT25 2015-1A BR   | 67575BAN9 | 0.16%  |
| MCLO 2017-9A A2    | 56577PAE9 | 0.13%  | OCT28 2016-1A A    | 67591EAA1 | 0.70%  |
| MCLO 2018-11A A1   | 56577QAA5 | 0.57%  | OCT28 2016-1A B1   | 67591EAC7 | 0.13%  |
| MCLO 2018-11A A2   | 56577QAC1 | 0.10%  | OHALF 2015-1A AR   | 67109BCC6 | 0.67%  |
| MDPK 2015-17A AR   | 55818YBA8 | 0.81%  | OHALF 2015-1A BR   | 67109BCE2 | 0.10%  |
| MDPK 2015-17A B1R  | 55818YBE0 | 0.13%  | OZLM 2017-19A A1   | 67112CAA5 | 0.62%  |
| MDPK 2015-18A A1R  | 55819BAL4 | 0.74%  | OZLM 2017-19A A2   | 67112CAC1 | 0.11%  |
| MDPK 2015-18A BR   | 55819BAN0 | 0.12%  | OZLMF 2013-3A A1R  | 67108EAL3 | 0.64%  |
| MDPK 2016-21A A1   | 55820JAA8 | 0.84%  | OZLMF 2013-3A A2R  | 67108EAN9 | 0.13%  |
| MDPK 2016-21A A2   | 55820JAC4 | 0.13%  | REGT4 2014-1A A1R  | 75887FAN6 | 0.46%  |
| MDPK 2016-22A A    | 55819XAA0 | 0.84%  | REGT4 2014-1A BR   | 75887FAS5 | 0.12%  |
| MDPK 2016-22A B    | 55819XAC6 | 0.13%  | RRAM 2017-1A A1R   | 78108YAA0 | 0.67%  |
| MDPK 2017-23A A    | 55820TAA6 | 0.78%  | RRAM 2017-1A A2R   | 78108YAE2 | 0.13%  |

*Indices Constituents and their corresponding weights are subject to change and should not be considered a recommendation to buy or sell any security.*

**Indices Constituents: Palmer Square Senior Debt Index (CLOSE)**

| Bloomberg Ticker   | CUSIP     | Weight | Bloomberg Ticker | CUSIP     | Weight |
|--------------------|-----------|--------|------------------|-----------|--------|
| RSRVA 2016-3A A    | 76761RAA7 | 0.62%  | VOYA 2016-4A B1  | 92915TAC1 | 0.08%  |
| RSRVA 2016-3A B1   | 76761RAC3 | 0.08%  | VOYA 2017-2A A1  | 92915UAB0 | 0.59%  |
| SHACK 2014-5A AR   | 81881VAQ8 | 0.59%  | VOYA 2017-2A A2A | 92915UAC8 | 0.12%  |
| SHACK 2014-5A B1R  | 81881VAS4 | 0.11%  | VOYA 2017-3A A1A | 92915QAC7 | 0.56%  |
| SNDPT 2014-2A A1R  | 83608WAQ4 | 0.58%  | VOYA 2017-3A A2  | 92915QAG8 | 0.11%  |
| SNDPT 2014-2A BR   | 83608WAU5 | 0.11%  | WINDR 2014-2A AR | 88390AAT7 | 0.64%  |
| SNDPT 2016-2A A    | 83610CAB7 | 0.72%  | WINDR 2014-2A BR | 88390AAV2 | 0.11%  |
| SNDPT 2016-2A B1   | 83610CAC5 | 0.09%  | WINDR 2016-1A A  | 88433AAA7 | 0.61%  |
| SNDPT 2016-3A A    | 83609NAA8 | 0.72%  | WINDR 2016-1A B  | 88433AAC3 | 0.12%  |
| SNDPT 2016-3A B1   | 83609NAC4 | 0.09%  | WINDR 2017-1A A  | 88432MAA2 | 0.63%  |
| SNDPT 2017-2A A    | 83610KAA1 | 0.83%  | WINDR 2017-1A B  | 88432MAC8 | 0.11%  |
| SNDPT 2017-2A B    | 83610KAC7 | 0.14%  | WINDR 2017-4A A  | 87249LAC5 | 0.61%  |
| SNDPT 2017-3A A1A  | 83611GAA9 | 0.42%  | WINDR 2017-4A B  | 87249LAE1 | 0.11%  |
| SNDPT 2017-3A A2   | 83611GAC5 | 0.15%  | WOODS 2018-17A A | 66860PAA2 | 0.55%  |
| SNDPT 2017-4A A1   | 83609TAA5 | 0.83%  | WOODS 2018-17A B | 66860PAC8 | 0.09%  |
| SNDPT 2017-4A A2A  | 83609TAC1 | 0.11%  | WSTCT 2016-1A A  | 95753TAA3 | 0.66%  |
| SPARK 2014-1A AR   | 817176AL4 | 0.69%  | WSTCT 2016-1A B  | 95753TAB1 | 0.11%  |
| SPARK 2014-1A B1R  | 817176AN0 | 0.10%  |                  |           |        |
| STWRT 2015-1A A1R  | 860444AL2 | 0.73%  |                  |           |        |
| STWRT 2015-1A BR   | 860444AQ1 | 0.09%  |                  |           |        |
| SYMP 2013-12A AR   | 13080BAA9 | 0.79%  |                  |           |        |
| SYMP 2013-12A B1R  | 13080BAB7 | 0.10%  |                  |           |        |
| SYMP 2016-17A A1   | 87165UAA9 | 0.45%  |                  |           |        |
| SYMP 2016-17A B    | 87165UAG6 | 0.08%  |                  |           |        |
| TRNTS 2017-6A A    | 89640YAA2 | 0.72%  |                  |           |        |
| TRNTS 2017-6A B    | 89640YAC8 | 0.13%  |                  |           |        |
| TSYMP 2017-1A A    | 87232BAB8 | 0.67%  |                  |           |        |
| TSYMP 2017-1A B    | 87232BAC6 | 0.13%  |                  |           |        |
| VENTR 2012-12A ARR | 92329JAY5 | 0.76%  |                  |           |        |
| VENTR 2012-12A BRR | 92329JBA6 | 0.11%  |                  |           |        |
| VENTR 2013-15A AR  | 92328XAF6 | 0.60%  |                  |           |        |
| VENTR 2013-15A BR  | 92328XAH2 | 0.09%  |                  |           |        |
| VENTR 2014-17A AR  | 92329YAF3 | 0.69%  |                  |           |        |
| VENTR 2014-17A B1R | 92329YAG1 | 0.05%  |                  |           |        |
| VENTR 2017-27A A   | 92331RAA5 | 0.62%  |                  |           |        |
| VENTR 2017-27A B   | 92331RAB3 | 0.12%  |                  |           |        |
| VENTR 2017-30A A1  | 92331NAA4 | 0.70%  |                  |           |        |
| VENTR 2017-30A B   | 92331NAE6 | 0.10%  |                  |           |        |
| VIBR 2018-8A A1A   | 92558FAA7 | 0.56%  |                  |           |        |
| VIBR 2018-8A A2    | 92558FAC3 | 0.09%  |                  |           |        |
| VOYA 2015-3A A1A   | 92913UAA4 | 0.75%  |                  |           |        |
| VOYA 2015-3A A2    | 92913UAC0 | 0.14%  |                  |           |        |
| VOYA 2016-3A A1    | 92915HAA1 | 0.60%  |                  |           |        |
| VOYA 2016-3A A2    | 92915HAC7 | 0.13%  |                  |           |        |
| VOYA 2016-4A A     | 92915TAA5 | 0.72%  |                  |           |        |

*Indices Constituents and their corresponding weights are subject to change and should not be considered a recommendation to buy or sell any security.*

**Indices Constituents: Palmer Square Debt Index (CLODI)**

| Bloomberg Ticker | CUSIP     | Weight | Bloomberg Ticker | CUSIP     | Weight |
|------------------|-----------|--------|------------------|-----------|--------|
| ALM 2015-12A BR  | 00164MDK6 | 0.28%  | ATRM 9A DR       | 04964KAU5 | 0.28%  |
| ALM 2015-12A C1R | 00164MDL4 | 0.28%  | ATRM 9A ER       | 04964LAJ8 | 0.25%  |
| ALM 2015-12A DR  | 00164NBE0 | 0.29%  | AVERY 2014-1A CR | 05363UAW3 | 0.46%  |
| ALM 2015-16A BR  | 00162LCG0 | 0.41%  | AVERY 2014-1A D  | 05363UAL7 | 0.27%  |
| ALM 2015-16A C1R | 00162LCJ4 | 0.42%  | AVERY 2014-1A E  | 05363VAC5 | 0.24%  |
| ALM 2015-16A D   | 00162JAA0 | 0.36%  | BATLN 2017-11A C | 07132LAG4 | 0.28%  |
| APID 2013-16A BR | 03764UAU7 | 0.32%  | BATLN 2017-11A D | 07132LAJ8 | 0.26%  |
| APID 2013-16A CR | 03764UAW3 | 0.22%  | BATLN 2017-11A E | 07132MAA5 | 0.18%  |
| APID 2013-16A D  | 03764VAA9 | 0.19%  | BSP 2017-11A B   | 08179CAJ0 | 0.27%  |
| APID 2014-18A BR | 03765DAS9 | 0.22%  | BSP 2017-11A C   | 08179CAL5 | 0.27%  |
| APID 2014-18A CR | 03765DAU4 | 0.30%  | BSP 2017-11A D   | 08179GAA0 | 0.18%  |
| APID 2014-18A D  | 03765EAA6 | 0.28%  | BSP 2017-12A B   | 08179HAC4 | 0.27%  |
| APID 2016-25A B  | 03762YAD9 | 0.29%  | BSP 2017-12A C   | 08179HAD2 | 0.29%  |
| APID 2016-25A C  | 03762YAE7 | 0.34%  | BSP 2017-12A D   | 08179JAA4 | 0.22%  |
| APID 2016-25A D2 | 03766CAB7 | 0.10%  | CATSK 2017-1A B  | 149420AG6 | 0.54%  |
| APID 2017-28A B  | 03767CAD2 | 0.35%  | CATSK 2017-1A C  | 149420AJ0 | 0.41%  |
| APID 2017-28A C  | 03767CAE0 | 0.35%  | CATSK 2017-1A D  | 149421AA7 | 0.31%  |
| APID 2017-28A D  | 03766YAA1 | 0.21%  | CBAM 2017-2A C2  | 12481KAJ7 | 0.49%  |
| ARES 2015-2A C   | 04015GAD1 | 0.44%  | CBAM 2017-2A D   | 12481KAL2 | 0.62%  |
| ARES 2015-2A D   | 04015GAH2 | 0.29%  | CBAM 2017-2A E   | 12481LAA4 | 0.47%  |
| ARES 2015-2A E2  | 04015HAE7 | 0.14%  | CBAM 2017-4A C   | 12481NAE2 | 0.38%  |
| ARES 2016-40A B  | 04016GAD0 | 0.26%  | CBAM 2017-4A D   | 12481NAF9 | 0.45%  |
| ARES 2016-40A C  | 04016GAE8 | 0.29%  | CBAM 2017-4A E   | 12481PAA5 | 0.31%  |
| ARES 2016-40A D  | 04016HAA4 | 0.24%  | CBAM 2018-5A C   | 12481QAJ4 | 0.36%  |
| ARES 2016-41A C  | 04016DAE5 | 0.27%  | CBAM 2018-5A D   | 12481QAL9 | 0.43%  |
| ARES 2016-41A D  | 04016DAG0 | 0.23%  | CBAM 2018-5A E   | 12481UAA4 | 0.31%  |
| ARES 2016-41A E  | 04016KAA7 | 0.17%  | CGMS 2012-3A BR  | 14312EAE3 | 0.35%  |
| ARES 2017-43A C  | 04016PAE8 | 0.36%  | CGMS 2012-3A CR  | 14312EAG8 | 0.21%  |
| ARES 2017-43A D  | 04016PAG3 | 0.31%  | CGMS 2012-3A DR  | 14312GAA6 | 0.23%  |
| ARES 2017-43A E  | 04017AAA8 | 0.23%  | CGMS 2014-1A CR  | 14310MAS6 | 0.44%  |
| ARES 2017-44A B1 | 04016NAD5 | 0.26%  | CGMS 2014-1A D   | 14310MAJ6 | 0.24%  |
| ARES 2017-44A C  | 04016NAF0 | 0.46%  | CGMS 2014-1A E   | 14310PAA8 | 0.24%  |
| ARES 2017-44A D  | 04016NAG8 | 0.39%  | CGMS 2015-1A CR  | 14311DBA3 | 0.24%  |
| ARES 2017-46A C2 | 04016UAN7 | 0.20%  | CGMS 2015-1A DR  | 14311DBC9 | 0.28%  |
| ARES 2017-46A D  | 04016UAQ0 | 0.27%  | CGMS 2015-1A E1  | 14311EAA2 | 0.22%  |
| ARES 2017-46A E  | 04016UAS6 | 0.21%  | CGMS 2017-2A B   | 14315JAG4 | 0.22%  |
| ATRM 11A CR      | 04964WAS4 | 0.56%  | CGMS 2017-2A C   | 14315JAJ8 | 0.27%  |
| ATRM 11A DR      | 04964WAU9 | 0.36%  | CGMS 2017-2A D   | 14315KAA4 | 0.17%  |
| ATRM 11A E       | 04964UAA7 | 0.41%  | CGMS 2017-4A B   | 14315BAE6 | 0.24%  |
| ATRM 13A C       | 04966HAG1 | 0.37%  | CGMS 2017-4A C   | 14315BAG1 | 0.27%  |
| ATRM 13A D       | 04966HAJ5 | 0.36%  | CGMS 2017-4A D   | 14315CAA2 | 0.19%  |
| ATRM 13A E       | 04965TAA9 | 0.22%  | CIFC 2012-2RA B  | 12551PAE2 | 0.19%  |
| ATRM 9A CR       | 04964KAS0 | 0.49%  | CIFC 2012-2RA C  | 12551PAG7 | 0.21%  |

*Indices Constituents and their corresponding weights are subject to change and should not be considered a recommendation to buy or sell any security.*

**Indices Constituents: Palmer Square Debt Index (CLODI)**

| Bloomberg Ticker  | CUSIP     | Weight | Bloomberg Ticker  | CUSIP     | Weight |
|-------------------|-----------|--------|-------------------|-----------|--------|
| CIFC 2012-2RA D   | 12551QAA8 | 0.17%  | GLD10 2015-10A C  | 38137PAG5 | 0.37%  |
| CIFC 2013-2A A3LR | 12549BAU2 | 0.37%  | GLD10 2015-10A D  | 38137PAJ9 | 0.31%  |
| CIFC 2013-2A B1LR | 12549BAW8 | 0.24%  | GLD10 2015-10A E2 | 38137RAG1 | 0.18%  |
| CIFC 2013-2A B2LR | 12548YAH2 | 0.18%  | GLM 2017-1A C     | 38136FAL7 | 0.40%  |
| CIFC 2014-2A A3LR | 12548CAM9 | 0.48%  | GLM 2017-1A D     | 38136FAQ6 | 0.32%  |
| CIFC 2014-2A B1L  | 12548CAE7 | 0.28%  | GLM 2017-1A E     | 38136HAA7 | 0.18%  |
| CIFC 2014-2A B2L  | 12548DAA3 | 0.29%  | GLM 2017-2A C     | 38136MAL2 | 0.31%  |
| CIFC 2014-3A C1R  | 12549QAU9 | 0.38%  | GLM 2017-2A D     | 38136MAQ1 | 0.35%  |
| CIFC 2014-3A DR   | 12549QAY1 | 0.29%  | GLM 2017-2A E     | 38136PAA9 | 0.30%  |
| CIFC 2014-3A E    | 12549RAE3 | 0.22%  | GOLD7 2013-7A C1  | 38137DAG2 | 0.05%  |
| CIFC 2017-1A C    | 12551AAG0 | 0.42%  | GOLD7 2013-7A D   | 38137DAL1 | 0.32%  |
| CIFC 2017-1A D    | 12551AAJ4 | 0.32%  | GOLD7 2013-7A E   | 38137EAA3 | 0.22%  |
| CIFC 2017-1A E    | 12551BAA1 | 0.24%  | GRNPK 2018-1A C   | 39729RAD0 | 0.39%  |
| CIFC 2017-4A B    | 12551JAG1 | 0.31%  | GRNPK 2018-1A D   | 39729RAE8 | 0.46%  |
| CIFC 2017-4A C    | 12551JAJ5 | 0.34%  | GRNPK 2018-1A E   | 39729TAA2 | 0.28%  |
| CIFC 2017-4A D    | 12551KAA1 | 0.24%  | GUGG3 2015-1A B   | 33830LAE0 | 0.37%  |
| CIFC 2018-1A C    | 12551RAE8 | 0.38%  | GUGG3 2015-1A C   | 33830LAG5 | 0.48%  |
| CIFC 2018-1A D    | 12551RAG3 | 0.42%  | GUGG3 2015-1A D   | 33830LAJ9 | 0.46%  |
| CIFC 2018-1A E    | 12547WAA2 | 0.31%  | GWOLF 2014-1A BR  | 39808FAN8 | 0.38%  |
| DRSLF 2014-33A CR | 26249GAG5 | 0.56%  | GWOLF 2014-1A CR  | 39808FAQ1 | 0.23%  |
| DRSLF 2014-33A DR | 26249GAH3 | 0.36%  | GWOLF 2014-1A D   | 39808EAA9 | 0.19%  |
| DRSLF 2014-33A ER | 26249HAP3 | 0.31%  | JTWN 2015-6A B    | 47047BAC5 | 0.24%  |
| DRSLF 2016-43A C  | 26245CAG8 | 0.23%  | JTWN 2015-6A C    | 47047BAD3 | 0.33%  |
| DRSLF 2016-43A D  | 26245CAJ2 | 0.23%  | JTWN 2015-6A D    | 47047CAA7 | 0.26%  |
| DRSLF 2016-43A E  | 26245CAL7 | 0.21%  | JTWN 2017-10A B1B | 47048HAL1 | 0.12%  |
| DRSLF 2016-45A C  | 26244MAE2 | 0.32%  | JTWN 2017-10A C   | 47048HAJ6 | 0.30%  |
| DRSLF 2016-45A D  | 26244MAG7 | 0.23%  | JTWN 2017-10A D   | 47048LAA6 | 0.17%  |
| DRSLF 2016-45A E  | 26244MAJ1 | 0.20%  | KKR 16 B1         | 48251BAE0 | 0.19%  |
| DRSLF 2017-47A C  | 26245EAD1 | 0.36%  | KKR 16 C          | 48251BAG5 | 0.33%  |
| DRSLF 2017-47A D  | 26245EAE9 | 0.31%  | KKR 16 D          | 48251DAA4 | 0.21%  |
| DRSLF 2017-47A E  | 26245EAF6 | 0.23%  | KKR 18 C          | 48251JAG8 | 0.24%  |
| DRSLF 2017-49A C  | 26244QAC7 | 0.27%  | KKR 18 D          | 48251JAJ2 | 0.30%  |
| DRSLF 2017-49A D  | 26244QAD5 | 0.21%  | KKR 18 E          | 48251HAA5 | 0.25%  |
| DRSLF 2017-49A E  | 26244QAE3 | 0.19%  | KKR 20 C          | 48251TAC5 | 0.24%  |
| DRSLF 2017-53A C  | 26243EAC5 | 0.27%  | KKR 20 D          | 48251TAD3 | 0.26%  |
| DRSLF 2017-53A D  | 26243EAD3 | 0.24%  | KKR 20 E          | 48251VAA4 | 0.19%  |
| DRSLF 2017-53A E  | 26243EAE1 | 0.15%  | LCM 16A CR        | 50181GAU4 | 0.39%  |
| FCBSL 2017-2A C   | 34961PAG5 | 0.25%  | LCM 16A DR        | 50181GAW0 | 0.24%  |
| FCBSL 2017-2A D   | 34961PAJ9 | 0.24%  | LCM 16A E         | 50181GAL4 | 0.23%  |
| FCBSL 2017-2A E   | 34961NAA3 | 0.13%  | LCM 24A C         | 50188YAC8 | 0.31%  |
| GILBT 2017-1A C   | 375415AE6 | 0.38%  | LCM 24A D         | 50188YAD6 | 0.23%  |
| GILBT 2017-1A D   | 375415AG1 | 0.43%  | LCM 24A E         | 50189MAA7 | 0.17%  |
| GILBT 2017-1A E   | 375414AA7 | 0.35%  | LCM 26A C         | 50200FAG4 | 0.27%  |

*Indices Constituents and their corresponding weights are subject to change and should not be considered a recommendation to buy or sell any security.*



**Indices Constituents: Palmer Square Debt Index (CLODI)**

| Bloomberg Ticker  | CUSIP     | Weight | Bloomberg Ticker  | CUSIP     | Weight |
|-------------------|-----------|--------|-------------------|-----------|--------|
| LCM 26A D         | 50200FAJ8 | 0.23%  | NEUB 2017-16SA E  | 64131RAA6 | 0.17%  |
| LCM 26A E         | 50200GAA5 | 0.16%  | OAKC 2012-7A CR   | 67102QAP3 | 0.38%  |
| MADPK 2016-21A B  | 55820JAE0 | 0.46%  | OAKC 2012-7A DR   | 67102QAR9 | 0.27%  |
| MADPK 2016-21A C  | 55820JAG5 | 0.28%  | OAKC 2012-7A ER   | 67102UAD1 | 0.25%  |
| MADPK 2016-21A D  | 55820KAA5 | 0.21%  | OAKC 2014-10A CR  | 67106JAS9 | 0.26%  |
| MAGNE 2012-7A BR2 | 55951PBE6 | 0.25%  | OAKC 2014-10A DR  | 67106JAU4 | 0.34%  |
| MAGNE 2012-7A CR2 | 55951PBG1 | 0.22%  | OAKC 2014-10A E   | 67106KAA5 | 0.34%  |
| MAGNE 2012-7A DR2 | 55952XAG4 | 0.17%  | OAKC 2015-12A C2  | 67109YAF1 | 0.07%  |
| MARNR 2017-4A C   | 56846GAE4 | 0.35%  | OAKC 2015-12A D2  | 67109YAH7 | 0.17%  |
| MARNR 2017-4A D   | 56846GAG9 | 0.24%  | OAKC 2015-12A E   | 67110BAA9 | 0.23%  |
| MARNR 2017-4A E   | 56846YAA3 | 0.17%  | OCP 2014-6A BR    | 67106BAS6 | 0.47%  |
| MCLO 2017-10A B   | 56578JAG7 | 0.28%  | OCP 2014-6A CR    | 67106BAT4 | 0.39%  |
| MCLO 2017-10A C   | 56578JAJ1 | 0.22%  | OCP 2014-6A DR    | 67106HAG9 | 0.29%  |
| MCLO 2017-10A D   | 56577TAE1 | 0.14%  | OCP 2015-8A BR    | 67091RAR0 | 0.33%  |
| MCLO 2017-9A B    | 56577PAG4 | 0.26%  | OCP 2015-8A CR    | 67091RAT6 | 0.26%  |
| MCLO 2017-9A C    | 56577PAJ8 | 0.24%  | OCP 2015-8A D     | 67092AAA3 | 0.24%  |
| MCLO 2017-9A D    | 56578DAA3 | 0.20%  | OCP 2017-13A B    | 67097LAD8 | 0.29%  |
| MCLO 2018-11A B   | 56577QAE7 | 0.21%  | OCP 2017-13A C    | 67097LAE6 | 0.23%  |
| MCLO 2018-11A C   | 56577QAG2 | 0.25%  | OCP 2017-13A D    | 67097NAA0 | 0.17%  |
| MCLO 2018-11A D   | 56577RAA3 | 0.15%  | OCP 2017-14A B    | 67097QAG0 | 0.23%  |
| MDPK 2015-17A CR  | 55818YBG5 | 0.31%  | OCP 2017-14A C    | 67097QAJ4 | 0.27%  |
| MDPK 2015-17A DR  | 55818YBJ9 | 0.34%  | OCP 2017-14A D    | 67097TAA7 | 0.17%  |
| MDPK 2015-17A ER  | 55819AAL6 | 0.30%  | OCT14 2012-1A BR  | 67590ABF8 | 0.32%  |
| MDPK 2015-18A CR  | 55819BAP5 | 0.39%  | OCT14 2012-1A CR  | 67590ABH4 | 0.27%  |
| MDPK 2015-18A DR  | 55819BAQ3 | 0.33%  | OCT14 2012-1A DR  | 67590ABK7 | 0.20%  |
| MDPK 2015-18A ER  | 55819CAN8 | 0.20%  | OCT18 2013-1A BR  | 67590JAU7 | 0.33%  |
| MDPK 2016-22A C   | 55819XAE2 | 0.46%  | OCT18 2013-1A CR  | 67590JAW3 | 0.26%  |
| MDPK 2016-22A D   | 55819XAG7 | 0.28%  | OCT18 2013-1A D   | 67590KAA8 | 0.23%  |
| MDPK 2016-22A E   | 55819VAA4 | 0.21%  | OCT21 2014-1A BR  | 67590QAS6 | 0.30%  |
| MDPK 2017-23A C   | 55820TAE8 | 0.42%  | OCT21 2014-1A C   | 67590QAJ6 | 0.30%  |
| MDPK 2017-23A D   | 55820TAG3 | 0.34%  | OCT21 2014-1A D   | 67590UAA6 | 0.28%  |
| MDPK 2017-23A E   | 55820UAA3 | 0.22%  | OCT24 2015-1A B   | 67573AAE3 | 0.35%  |
| MDPK 2018-27A B   | 55820YAD9 | 0.33%  | OCT24 2015-1A C   | 67573AAG8 | 0.27%  |
| MDPK 2018-27A C   | 55820YAE7 | 0.34%  | OCT24 2015-1A D   | 67573BAA9 | 0.23%  |
| MDPK 2018-27A D   | 55820XAA7 | 0.21%  | OCT25 2015-1A C   | 67575BAG4 | 0.54%  |
| MERCL 2017-1A B   | 58806PAE8 | 0.35%  | OCT25 2015-1A D   | 67575BAJ8 | 0.28%  |
| MERCL 2017-1A C   | 58806PAG3 | 0.42%  | OCT25 2015-1A E2R | 67575EAL7 | 0.09%  |
| MERCL 2017-1A D2  | 58806QAE6 | 0.24%  | OCT28 2016-1A C   | 67591EAG8 | 0.34%  |
| MIDO 2017-7A C    | 59801WAG1 | 0.25%  | OCT28 2016-1A D   | 67591EAJ2 | 0.24%  |
| MIDO 2017-7A D    | 59801WAJ5 | 0.24%  | OCT28 2016-1A E1  | 67591GAA6 | 0.12%  |
| MIDO 2017-7A E    | 59802YAA9 | 0.20%  | OHALF 2015-1A CR  | 67109BCJ1 | 0.22%  |
| NEUB 2017-16SA C  | 64131TAG9 | 0.27%  | OHALF 2015-1A DR  | 67109BCL6 | 0.34%  |
| NEUB 2017-16SA D  | 64131TAJ3 | 0.23%  | OHALF 2015-1A E   | 67109CAC6 | 0.28%  |

*Indices Constituents and their corresponding weights are subject to change and should not be considered a recommendation to buy or sell any security.*

**Indices Constituents: Palmer Square Debt Index (CLODI)**

| Bloomberg Ticker  | CUSIP     | Weight | Bloomberg Ticker   | CUSIP     | Weight |
|-------------------|-----------|--------|--------------------|-----------|--------|
| OZLM 2017-19A B   | 67112CAE7 | 0.23%  | SYMP 2013-12A DR   | 13080BAE1 | 0.35%  |
| OZLM 2017-19A C   | 67112CAG2 | 0.27%  | SYMP 2013-12A E    | 87159FAF9 | 0.24%  |
| OZLM 2017-19A D   | 67112DAA3 | 0.19%  | SYMP 2016-17A C    | 87165UAJ0 | 0.22%  |
| OZLMF 2013-3A BR  | 67108EAQ2 | 0.33%  | SYMP 2016-17A D    | 87165UAL5 | 0.22%  |
| OZLMF 2013-3A CR  | 67108EAS8 | 0.21%  | SYMP 2016-17A E    | 87165XAA3 | 0.17%  |
| OZLMF 2013-3A DR  | 67108GAE4 | 0.21%  | TRNTS 2017-6A C    | 89640YAE4 | 0.26%  |
| REGT4 2014-1A CR  | 75887FAU0 | 0.26%  | TRNTS 2017-6A D    | 89640YAG9 | 0.33%  |
| REGT4 2014-1A DR  | 75887FAW6 | 0.27%  | TRNTS 2017-6A E    | 89641BAA1 | 0.23%  |
| REGT4 2014-1A E   | 75887GAA2 | 0.23%  | TSYMP 2017-1A C    | 87232BAD4 | 0.23%  |
| RRAM 2017-1A BR   | 78108YAG7 | 0.45%  | TSYMP 2017-1A D    | 87232BAE2 | 0.31%  |
| RRAM 2017-1A CR   | 78108YAJ1 | 0.24%  | TSYMP 2017-1A E    | 87232RAA5 | 0.19%  |
| RRAM 2017-1A DR   | 78109AAA1 | 0.24%  | VENTR 2012-12A CRR | 92329JBC2 | 0.30%  |
| RSRVA 2016-3A C1  | 76761RAE9 | 0.20%  | VENTR 2012-12A DRR | 92329JBE8 | 0.25%  |
| RSRVA 2016-3A D   | 76761RAG4 | 0.23%  | VENTR 2012-12A ERR | 92329KAG1 | 0.29%  |
| RSRVA 2016-3A E   | 76761TAA3 | 0.19%  | VENTR 2013-15A C1R | 92328XAK5 | 0.21%  |
| SHACK 2014-5A C1R | 81881VAW5 | 0.29%  | VENTR 2013-15A D2R | 92328XAR0 | 0.14%  |
| SHACK 2014-5A D   | 81881VAN5 | 0.23%  | VENTR 2013-15A ER  | 92328LAD7 | 0.26%  |
| SHACK 2014-5A E   | 81881XAC5 | 0.16%  | VENTR 2014-17A CR  | 92329YAJ5 | 0.51%  |
| SNDPT 2014-2A CR  | 83608WAW1 | 0.23%  | VENTR 2014-17A D   | 92329YAE6 | 0.28%  |
| SNDPT 2014-2A D   | 83608XAN9 | 0.23%  | VENTR 2014-17A E   | 92330CAA9 | 0.23%  |
| SNDPT 2014-2A E   | 83608YAA5 | 0.19%  | VENTR 2017-27A C   | 92331RAC1 | 0.21%  |
| SNDPT 2016-2A C   | 83610CAD3 | 0.29%  | VENTR 2017-27A D   | 92331RAD9 | 0.25%  |
| SNDPT 2016-2A D   | 83610CAE1 | 0.25%  | VENTR 2017-27A E   | 92331TAA1 | 0.21%  |
| SNDPT 2016-2A E   | 83610EAA5 | 0.25%  | VENTR 2017-30A C   | 92331NAG1 | 0.30%  |
| SNDPT 2016-3A C   | 83609NAE0 | 0.29%  | VENTR 2017-30A D   | 92331NAJ5 | 0.26%  |
| SNDPT 2016-3A D   | 83609NAG5 | 0.25%  | VENTR 2017-30A E   | 92331PAA9 | 0.22%  |
| SNDPT 2016-3A E   | 83609MAA0 | 0.25%  | VIBR 2018-8A B1    | 92558FAE9 | 0.16%  |
| SNDPT 2017-2A C   | 83610KAE3 | 0.34%  | VIBR 2018-8A C     | 92558FAG4 | 0.25%  |
| SNDPT 2017-2A D   | 83610KAG8 | 0.28%  | VIBR 2018-8A D     | 92557RAA2 | 0.17%  |
| SNDPT 2017-2A E   | 83610LAA9 | 0.28%  | VOYA 2015-3A B     | 92913UAE6 | 0.22%  |
| SNDPT 2017-3A B   | 83611GAE1 | 0.28%  | VOYA 2015-3A C     | 92913UAG1 | 0.39%  |
| SNDPT 2017-3A C   | 83611GAG6 | 0.37%  | VOYA 2015-3A D2    | 92913DAC8 | 0.25%  |
| SNDPT 2017-3A D   | 83611FAA1 | 0.23%  | VOYA 2016-3A B     | 92915HAE3 | 0.25%  |
| SNDPT 2017-4A B   | 83609TAE7 | 0.33%  | VOYA 2016-3A C     | 92915HAG8 | 0.25%  |
| SNDPT 2017-4A C   | 83609TAG2 | 0.33%  | VOYA 2016-3A D     | 92915KAA4 | 0.17%  |
| SNDPT 2017-4A D   | 83608DAA1 | 0.22%  | VOYA 2016-4A C     | 92915TAG2 | 0.34%  |
| SPARK 2014-1A CR  | 817176AS9 | 0.29%  | VOYA 2016-4A D     | 92915TAJ6 | 0.25%  |
| SPARK 2014-1A D   | 817176AG5 | 0.30%  | VOYA 2016-4A E1    | 92915WAA8 | 0.10%  |
| SPARK 2014-1A E   | 817174AA3 | 0.27%  | VOYA 2017-2A B     | 92915UAD6 | 0.27%  |
| STWRT 2015-1A CR  | 860444AS7 | 0.40%  | VOYA 2017-2A C     | 92915UAE4 | 0.23%  |
| STWRT 2015-1A DR  | 860444AU2 | 0.25%  | VOYA 2017-2A D     | 92915XAD0 | 0.17%  |
| STWRT 2015-1A ER  | 860443AE0 | 0.22%  | VOYA 2017-3A B     | 92915QAJ2 | 0.25%  |
| SYMP 2013-12A CR  | 13080BAD3 | 0.33%  | VOYA 2017-3A C     | 92915QAL7 | 0.24%  |

*Indices Constituents and their corresponding weights are subject to change and should not be considered a recommendation to buy or sell any security.*

**Indices Constituents: Palmer Square Debt Index (CLODI)**

| Bloomberg Ticker | CUSIP     | Weight |
|------------------|-----------|--------|
| VOYA 2017-3A D   | 92916PAA2 | 0.16%  |
| WINDR 2014-2A CR | 88390AAX8 | 0.22%  |
| WINDR 2014-2A DR | 88390AAZ3 | 0.27%  |
| WINDR 2014-2A ER | 88432BAG3 | 0.19%  |
| WINDR 2016-1A C  | 88433AAE9 | 0.25%  |
| WINDR 2016-1A D  | 88433AAG4 | 0.21%  |
| WINDR 2016-1A E  | 87248FAA3 | 0.21%  |
| WINDR 2017-1A C  | 88432MAE4 | 0.25%  |
| WINDR 2017-1A D  | 88432MAG9 | 0.23%  |
| WINDR 2017-1A E  | 88432QAA3 | 0.19%  |
| WINDR 2017-4A C  | 87249LAG6 | 0.26%  |
| WINDR 2017-4A D  | 87249LAJ0 | 0.26%  |
| WINDR 2017-4A E  | 87249MAA7 | 0.19%  |
| WOODS 2018-17A C | 66860PAE4 | 0.22%  |
| WOODS 2018-17A D | 66860PAG9 | 0.19%  |
| WOODS 2018-17A E | 66860LAA1 | 0.17%  |
| WSTCT 2016-1A C  | 95753TAC9 | 0.24%  |
| WSTCT 2016-1A D  | 95753TAD7 | 0.27%  |
| WSTCT 2016-1A E  | 95753VAA8 | 0.23%  |

*Indices Constituents and their corresponding weights are subject to change and should not be considered a recommendation to buy or sell any security.*

## Notes and Disclosure

This data is provided for informational purposes only and is not intended for trading purposes. This document shall not constitute an offering of any security, product or service. The addition, removal or inclusion of a security in the Palmer Square CLO Senior Debt Index and the Palmer Square CLO Debt Index (the "Indices") is not a recommendation to buy, sell, or hold that security, nor is it investment advice. It is not possible to invest directly in an index. Index performance does not reflect the deduction of any fees and expenses. Past performance is not a guarantee of future returns. There are risks involved with investing, including the possible loss of principal, that investors should be prepared to bear. The information contained herein should not be construed as personalized investment advice and should not be considered a solicitation to buy or sell any security or engage in a particular investment strategy.

The information contained in this document is current as of the publication date or as indicated herein. Palmer Square Capital Management LLC ("Palmer Square") makes no representations with respect to the accuracy or completeness of these materials and will not accept responsibility for damages, direct or indirect, resulting from an error or omission in this document. The methodology involves rebalancing and maintenance of the Indexes that is made periodically during each year and may not, therefore, reflect real time information.

Indexes Constituents and Allocations by Ratings/Vintage are subject to change and should not be considered a recommendation to buy or sell any security.

The CLO/CLODI Indices are powered by Thomson Reuters Information.

The Indices are the exclusive property of Palmer Square. The Indices are calculated by NYSE Group, Inc. or its affiliates ("NYSE"). NYSE MAKES NO EXPRESS OR IMPLIED WARRANTIES, AND HEREBY EXPRESSLY DISCLAIMS ALL WARRANTIES OF MERCHANTABILITY OR FITNESS FOR A PARTICULAR PURPOSE WITH RESPECT TO THE INDICES OR ANY DATA INCLUDED THEREIN. IN NO EVENT SHALL NYSE HAVE ANY LIABILITY FOR ANY SPECIAL, PUNITIVE, INDIRECT, OR CONSEQUENTIAL DAMAGES (INCLUDING LOST PROFITS), EVEN IF NOTIFIED OF THE POSSIBILITY OF SUCH DAMAGES.

This material is subject to change without notice, and should not be relied upon by the reader as research or investment advice. With regard to sources of information, certain of the economic and market information contained herein has been obtained from published sources and/or prepared by third parties. While such sources are believed to be reliable, Palmer Square or their respective affiliates, employees, or representatives do not assume any responsibility for the accuracy of such information.

The securities issued under the CLO transactions have not been registered under the Securities Act of 1933, as amended, and may not be offered or sold in the United States absent registration or an applicable exemption from registration requirements. This overview shall not constitute an offer to sell or the solicitation of an offer to buy, nor shall there be any sale of such securities in any state or jurisdiction in which such offer, solicitation or sale would be unlawful prior to registration or qualification under the securities laws of any such state or jurisdiction.

Total return includes interest, capital gains, dividends and distributions realized over a given period of time. Weighted average price is a market value weighted average price of each constituent in the underlying index. Discount margin is the return earned in addition to the index underlying the floating rate security. Weighted average life (WAL) is the average number of years for which each dollar of unpaid principal on the underlying debt security remains outstanding. Once calculated, WAL tells how many years it will take to pay half of the outstanding principal. Yield to maturity is the rate of return anticipated on a bond if held until the end of its lifetime.

Palmer Square Capital Management LLC ("Palmer Square") is an SEC registered investment adviser with its principal place of business in the State of Kansas. Registration of an investment adviser does not imply a certain level of skill or training. Palmer Square and its representatives are in compliance with the current registration and notice filing requirements imposed upon registered investment advisers by those states in which Palmer Square maintains clients. Palmer Square may only transact business in those states in which it is notice filed, or qualifies for an exemption or exclusion from notice filing requirements. Any subsequent, direct communication by Palmer Square with a prospective client shall be conducted by a representative that is either registered or qualifies for an exemption or exclusion from registration in the state where the prospective client resides. For additional information about Palmer Square, including fees and services, send for our disclosure statement as set forth on Form ADV using the contact information herein or refer to the Investment Adviser Public Disclosure web site ([www.adviserinfo.sec.gov](http://www.adviserinfo.sec.gov)). Please read the disclosure statement carefully before you invest or send money.

No portion of this publication may be reproduced in any format or by any means including electronically or mechanically, by photocopying, or by any other form or manner whatsoever, without the prior written consent of Palmer Square.